

FREEDOM



TECHNICAL SPECIFICATIONS AND FEATURES CAMPERVANS

2025/2026 AUGUST 2025

www.karmann-mobil.de

KARMANN





WELCOME

TO **KARMANN-MOBIL** FOR THE 2025/2026 SEASON

CONTENTS

New New models for the 2025/2026 season	Page 3	Technical specifications Technical specifications for all models	Page 8	Special features Special features for all models	Page 14
Vehicle weights Important information regarding vehicle weights	Page 4	Davis features Style lines from the Davis Trendstyle and Lifestyle	Page 12	Model summary All Duncan, Davis and Dexter at a glance	Page 18
Standard features Overview of the standard features of all models	Page 6	Optional features Optional feature packages for all models	Page 13	General information	Page 20



THE DAVIS TRENDSTYLE AND LIFESTYLE

IN A NEW LOOK AND WITH A NEW INTERIOR – PAGES 10, 11 AND 12



THE DUNCAN 500 4x4

THE IDEAL COMPACT CAMPER-VAN FOR SPONTANEOUS LEISURE-TIME ADVENTURES

– PAGES 8 AND 18



THE NEW DEXTER 635

THE SPACIOUS ALTERNATIVE FOR LEISURE SPORTS

– PAGES 9 AND 13



IMPORTANT INFORMATION REGARDING VEHICLE WEIGHTS

Since each vehicle in drive mode is only permitted to exhibit an overall weight defined by the manufacturer, weight-related specifications are particularly important when purchasing a motorhome or van. This is especially true when choosing packages and special equipment that is installed at the factory. It must be kept in mind that the overall weight permitted in road traffic may never be exceeded while driving.

The information below is therefore intended to make configuring your vehicle easier and explain the legal requirements relating to vehicle weights. Please read all of this information carefully before starting your vehicle configuration process and contact your dealer if you have any questions.

1. The technically permissible overall weight

The technically permissible overall weight in a laden state can be found in the technical specifications for our motorhomes and vans, as well as in the configurator. This figure represents the overall weight defined by the manufacturer that the vehicle must not exceed while driving. Otherwise, in many European countries, including Germany, fines may be issued. Since you as the driver of the vehicle are responsible for complying with the technically permissible overall weight, we recommend that you check your vehicle before every journey and weigh your vehicle before setting off.

2. The weight in the ready-to-drive state

The weight in the ready-to-drive state refers to the weight of the vehicle (with standard features according to the manufacturer's specifications) with its fuel tank filled to at least 90% of capacity and includes the weight of the driver (which is calculated at a nominal value of 75 kg), the weight of the fuel and fluids, the weight of the superstructure and the driver's cab, and the weight of the towing hitch and the tyre repair kit (to the extent these are present).

Information regarding the weight in the ready-to-drive state can also be found in the technical specifications for our motorhomes and vans, as well as in our configurator.

It is important to note that the weight in the ready-to-drive state is a value calculated in the type approval procedure, which is subject to legally permissible fluctuations of up to $\pm 5\%$.

Since these fluctuations impact the remaining payload of the individual vehicle, the occurrence of legally permissible fluctuations must be factored in during the configuration and selection of packages and special equipment.

Example: In the technical specifications, the weight in the ready-to-drive state for the floor plan you have chosen is stated as 2,910 kg. This calculated value is subject to legally permissible fluctuations of $\pm 5\%$, i.e. ± 146 kg. The weight in the ready-to-drive state of the individual vehicle can therefore range from 2,764 kg to 3,056 kg.

We also list the legally permissible fluctuations in the technical specifications for our motorhomes and vans, as well as in our configurator as an additional text in brackets.

3. The weight of the passengers

The weight of the passengers is calculated from the number of belt-restrained seats defined by the manufacturer and is set at a nominal 75 kg per seat, whereby the weight of the driver, which was already taken into account in the weight in the ready-to-drive state, must be deducted. In the case of a vehicle with four belt-restrained seats, the weight of the passengers is therefore 225 kg (3 x 75 kg).

The number of belt-restrained seats can be found in the technical specifications for our motorhomes and vans, as well as in our configurator. Please note that these numbers represent the highest possible number of belt-restrained seats for the series-version floor plan in question. The number of belt-restrained seats can however be reduced by the selection of packages and special equipment, or it can make an increase in the vehicle's load capacity necessary.

4. The actual weight of the vehicle | Packages and special equipment

The actual weight of the vehicle refers to the weight of the vehicle in the ready-to-drive state plus the packages or special equipment installed at the factory and is listed under point 13.2 of the certificate of conformity (CoC). This figure does not include the special equipment or other accessories that are added by a retailer or by you personally after delivery of the vehicle from the factory.

It should be noted that the actual weight of the vehicle is also a calculated value, which may deviate from a value determined for your individual vehicle due to legally permissible fluctuations in the weight in the ready-to-drive state as a calculated value of the actual vehicle weight.

Information regarding the weights of the packages and special equipment available ex works for our motorhomes and vans can be found in our configurator and in the technical specifications.

5. Payload and minimum payload

The payload is the maximum load that a vehicle can carry and is calculated by subtracting the weight in the ready-to-drive state, the weight of the passengers and the weight of the packages and special equipment fitted ex works from the technically permissible overall weight.

Example:

Technically permissible overall weight	3,500 kg
Weight in the ready-to-drive state	- 2,910 kg
Weight of passengers (3*75 kg)	- 225 kg
Weight of packages / special equipment	- 100 kg
Payload	= 265 kg

The installation of packages and special equipment will accordingly always lead to a reduction in the payload. The maximum weights available for packages and special equipment for each floor plan are shown separately in the technical specifications for our motorhomes and vans and in our configurator.

For motorhomes and vans as Class M1 vehicles, compliance with a minimum payload, i.e. the minimum load that a vehicle can transport, is required by law. This minimum payload must not be undercut either when configuring a vehicle or during production and is calculated for our motorhomes and vans according to the following formula:

Minimum payload in kg $\geq 10 \cdot (n + L)$

Where: "n" is the maximum number of belt-restrained seats, plus the vehicle driver, and "L" is the total length of the vehicle in metres.

Example:

In the case of a motorhome with 4 belt-restrained seats and a length of 7 m, the minimum payload is 110 kg (10 x [4+7]).

It is important to note that legally permissible fluctuations in the weight in the ready-to-drive state can increase the payload of the individual vehicle, but can also reduce it.

Example (as previously):

Technically permissible overall weight	3,500 kg
Weight in the ready-to-drive state (+4%)	- 3,026.4 kg
Weight of passengers (3*75 kg)	- 225 kg
Weight of packages / special equipment	- 100 kg
Payload	= 148.6 kg

In order to prevent such fluctuations from leading to a shortfall in the legally prescribed minimum payload, we have limited the maximum weight for packages and special equipment on the manufacturer's side based on the legally permissible fluctuations. Information regarding this can be found in the technical specifications for our motorhomes and vans, as well as in our configurator. This data also takes into account special equipment features of country variations / special models that do not form part of the series equipment.

If the configuration process for our motorhomes and vans leads to the upper limit for this as defined by the manufacturer being exceeded as a result of the choice of packages and special equipment, you can only continue with the configuration process if you de-select packages, special equipment or belt-restrained seats or choose to increase the vehicle's load capacity. Otherwise, you will not be able to continue the configuration or order the configured vehicle.

In exceptional cases, despite a restriction of the weights for packages and special equipment, weighing at the end of the production line can reveal that the individual vehicle's minimum payload is undercut due to legally permissible fluctuations. In such cases, we will not ship the vehicle in question before compliance with the minimum payload is ensured through the removal of packages, special equipment or belt-restrained seats or the vehicle's load capacity is increased.

	DUNCAN	DEXTER FIAT	DEXTER FORD	DAVIS TRENDSTYLE	DAVIS LIFESTYLE
➔ BASE VEHICLE					
Citroën Jumper	-	-	-	S	-
Fiat Ducato	-	S	-	-	S
Ford Transit	-	-	S	-	-
Ford Tourneo Custom	S	-	-	-	-
EURO 6 E Final incl. soot particle filter	S	S	S	S	S
Driver airbag	S	S	S	S	S
Passenger airbag	S	S	S	S	S
ABS / ESP	S	-	S	S	-
ABS / ESP incl. traction + hill descent	-	-	-	-	P
Manual air-conditioning system	S	S	S	S	S
Cruise control	S	S	S	S	S
Radio preparation + radio	-	-	S	-	-
Captain's chair seats with armrests	-	P	P	P	P
Isofix	S	S (- for DE 600)	S	S (excluding DA 540)	S (excluding DA 540, DA 600, DA 610)
Power steering	S	S	S	S	S
Adjustable headlights	S	S	S	S	S
Immobiliser	S	S	S	S	S
3-point seatbelt system	S	S	S	S	S
Electric window controls at the front	S	S	S	S	S
Electrically adjustable heated exterior mirrors	P	S	P	S	S
Central locking with remote control	S	S	S	S	S
Decorative wheel trims	S	S	S	-	S
Fix & Go breakdown kit	S	S	S	S	S
Protective covers in the superstructure - upholstery for the driver and passenger seat	S	S	P	S	S
Carpet in the driver's cab	-	S	-	-	-
Fog lights	S	P	-	-	P
Front bumpers painted in the vehicle colour	S	P	S	-	P
Front bumpers black	-	S	S	S	S
Rear bumpers black	S	S	S	S	S
Leather steering wheel	S	P	S	P	P
Insulating mat in the driver's cab	S	-	-	-	-

	DUNCAN	DEXTER FIAT	DEXTER FORD	DAVIS TRENDSTYLE	DAVIS LIFESTYLE
➔ SUPERSTRUCTURE EXTERIOR					
Side wall and ceiling insulation	S	S	S	S	S
"Skyroof" (not in conjunction with adjustable roof)	-	S (excluding DE 550, DE 600)	-	-	0
Insulated upper roof	-	Only for DE 550	-	-	-
Adjustable roof	S	-	-	- (S for DA 595)	0
Body colour "Trend white"	S	S	S	-	S
Body colour "Lanzarote Grey"	-	0	-	P	0
Window in the superstructure, with quick-acting levers	-	-	-	S	S
Insulated framed windows	-	S	S	-	S
Sliding windows	S	-	-	-	-
External lighting	-	P	0	P	P
Electric step	-	S	S	P	S
400 x 400 mm roof hood, with dimming blinds and mosquito net (pc.) in the rear	-	1 (only for DE 550)	-	1 (excluding DA 540)	1 (excluding DA 540)
Midi Heki (pc.)	-	1 (excluding DE 550)	1 S	1 S	1 S
Mini Heki (pc.)	-	2 (excluding DE 550)	1	-	-

➔ KITCHEN					
42-litre refrigerator	S	-	-	-	-
70 - 84-litre refrigerator (depending on floor plan)	-	S	S (DE 560 4x4)	S	S
113-litre refrigerator	-	S (only for DE 550)	-	-	-
138-litre refrigerator	-	S (only for DE 580, DE 625)	S (DE 560)	-	0 (DA 590)
2-ring hob with cover	S	S (DE 550: 3-ring)	S	S	S
Gas controls in the centre	S	S	S	S	S
Worktop with integrated sink	S	S	S	S	S

	DUNCAN	DEXTER FIAT	DEXTER FORD	DAVIS TRENDSTYLE	DAVIS LIFESTYLE
--	--------	-------------	-------------	------------------	-----------------

➔ BATHROOM

Toilet room with integrated shower	- / S	S	S	S	S
Washroom window	-	S	-	S (excluding DA 540)	S (excluding DA 540)
Shower tray cover with mesh	- / S	S	S	-	S
Cassette toilet	- / S	S	S	S	S
Bath with swivel shower divider	-	S	S	-	-

➔ LIVING AREA

Series upholstery "Capri"	-	S	S	-	-
Optional upholstery "Grado"	-	-	-	-	0
Series upholstery "Laguna"	-	-	-	S	S
Optional upholstery "Nerano"	-	0	0	-	-
Foam mattress on lift-up bed	-	S for DE 550	-	-	-
Lift-up bed (electric)	-	S for DE 550	-	-	S for DA 610, DA 630
Ambient lighting	S	S	S	-	S
Table extension	-	S	S	S	S
Bunk beds	-	-	-	Only for DA 591	Only for DA 591
Bunk bed	-	-	-	Only for DA 595	-
Height-adjustable rear bed with variable storage space	-	DE 635	-	-	Only for DA 610, DA 630
Storage space floor with lashing eyelets and access ramp for two bicycles	-	-	-	-	Only for DA 630
Conversion of seating group to an additional bed for 1 person	-	-	-	-	0

	DUNCAN	DEXTER FIAT	DEXTER FORD	DAVIS TRENDSTYLE	DAVIS LIFESTYLE
--	--------	-------------	-------------	------------------	-----------------

Folding seat bench with additional bed for 2 people	S	- / S (for DE 550)	-	-	-
Slatted frame for fixed beds	-	S	S	S	S
Removable storage boxes	-	-	-	-	Only for DA 600, DA 610, DA 620

➔ INSTALLATION

4kW diesel heating	S (DU 550)	S	S	S	S
2kW diesel heating	0 (DU 500, DU 505)	-	-	-	-
Hot water supply with single-lever mixer tap	- / S (DU 550)	S	S	S	S
Pressurised water pump	S	S	S	S	S
Heated and insulated waste water tank	-	-	-	S	S
Heated waste water tank	-	S	S	-	-
External shower	- / S	S	S	-	-

➔ ELECTRICAL SUPPLY

Living area battery (for Dexter lithium-ion battery)	-	S	P	S	S
CEE external connection for 230 V with automatic circuit breaker	S	S	S	S	S
Ground fault circuit interrupter	S	S	S	S	S
On-board control panel indicating all important functions	S	S	S	S	S
230 V sockets (pc.)	1	2	2	3	3
12 V sockets (pc.)	4	1	1	2	2
USB socket	4	2	2	3	3
Adjustable reading spot-lights and USB ports	-	2/1	2/1	-	-

S = Standard feature
 0 = Optional feature at extra charge
 P = Optional package feature
 - = Not included in the standard scope of delivery or not possible

LIVING THE GOOD LIFE
 IN THE HEART OF NATURE






COMPACT CAMPER
WITH ADJUSTABLE ROOF**CAMPER**
WITH LIFT-UP BED**DEXTER CAMPERVANS**

	DUNCAN 500	DUNCAN 505	DUNCAN 550	DEXTER 550	DEXTER 540	DEXTER 560	DEXTER 580
							
BASIC VEHICLE	Ford Tourneo Custom diesel 100 kW (136 HP)	Ford Tourneo Custom diesel 100 kW (136 HP)	Ford Tourneo Custom diesel 100 kW (136 HP)	35 L Fiat Ducato 103 kW (140 HP)	35 L Fiat Ducato 103 kW (140 HP)	2.0 L Ford Transit 96 kW (130 HP)	35 L Fiat Ducato // 35H, 103 kW (140 HP)
Fuel tank	70 L diesel + Ad Blue	70 L diesel + Ad Blue	70 L diesel + Ad Blue	90 L diesel + 19 L Ad Blue	90 L diesel + 19 L Ad Blue	75 L diesel + 24 L Ad Blue	90 L diesel + 19 L Ad Blue
Technically permissible overall weight ¹⁾	3,200 kg	3,200 kg	3,200 kg	3,500 kg	3,500 kg	3,500 kg	3,500 kg
Weight in the ready-to-drive state ²⁾	2,483 (2,359 – 2,607)	2,533 (2,406 – 2,660)	2,686 (2,552 – 2,820)	2,912 (2,766 – 3,058)	2,742 (2,605 – 2,879)	2,824 (2,683 – 2,965)	2,876 (2,732 – 3,020)
Maximum weights for packages and special equipment ⁴⁾	292	71	168	181	357	266	213
Permissible gross train weight with 120 HP / 140, 180 HP for Fiat	5,625 kg / 5,675 kg automatic / 5,570 kg AWD	5,625 kg / 5,675 kg automatic / 5,570 kg AWD	5,675 kg / 5,725 kg automatic / 5,700 kg AWD	6,000 kg	5,500 / 5,800 kg	6,000 kg	5,800 / 6,000 // 6,500 kg**
Permissible trailer load (braked) with 120 HP / 140, 180 HP* for Fiat	2,400 kg	2,400 kg	2,400 kg	2,000 / 2,500 kg	2,000 / 2,500 kg	2,200 kg	3,000 kg**
DIMENSIONS							
Total length	5,050 mm	5,050 mm	5,450 mm	5,480 mm	5,420 mm	5,990 mm	5,990 mm
Total width	2,150 mm	2,150 mm	2,150 mm	2,050 mm	2,050 mm	2,059 mm	2,050 mm
Overall height	2,060 mm	2,060 mm	2,060 mm	2,780 mm	2,660 mm	2,785 mm	2,660 mm
Interior width	1,777 mm	1,777 mm	1,777 mm	1,940 mm	1,940 mm	1,860 mm	1,940 mm
Standing height	1,405 / 2,000-2,030 mm	1,405 / 2,000-2,030 mm	1,405 / 2,000-2,030 mm	1,898 mm	1,875 mm	2,080 mm	1,875 mm
Wheelbase	3,100 mm	3,100 mm	3,500 mm	3,450 mm	3,450 mm	3,750 mm	4,035 mm
Standard tyres	215/60 R 17 C (P)	215/60 R 17 C (P)	215/60 R 17 C (P)	215/70 R16 C	215/70 R16 C	235/65 R16 C	215/70 R16 C
Bed conversion of the seating group	1,890 x 1,140 mm	1,890 x 1,140 mm	1,890 x 860 mm	1,610 x 1,165 mm	1,860 x 845 / 650 mm	1,740 x 865 / 705 mm	1,825 x 950 / 610 mm
Bed in adjustable roof	1,190 x 1,900 mm	1,190 x 1,900 mm	1,180 x 2,300 mm	-	-	-	-
Bunk bed	-	-	-	-	-	-	-
Rear bed	-	-	-	-	1,920 x 1,325 / 1,070 mm	1,900 x 1,360 mm	1,940 x 1,470 mm
Lift-up bed	-	-	-	1,970 x 1,520 mm	-	-	-
Permitted number of people with 3-point belt ³⁾	5	7	4 (5 optional)	4	4	4	4
Number of sleeping areas	4	4	4	4	2 (3) optional	2 (3) optional	2 (3) optional
INSTALLATION							
Fresh water capacity complete ⁵⁾	50 l	50 l	50 l	100 l	100 l	100 l	100 l
Fresh water tank in the drive position ⁵⁾	-	-	-	20 l	20 l	20 l	20 l
Waste water capacity	32 l	32 l	35 l	100 l	100 l	100 l	100 l
Gas box / cartridge	1 x 2.75 kg	1 x 2.75 kg	1 x 2.75 kg	2 x 7 kg	2 x 7 kg	2 x 7 kg	2 x 7 kg
Battery capacity	-	-	-	1 x 120 Ah (lithium)	1 x 120 Ah (lithium)	1 x 120 Ah (lithium) (optional)	1 x 120 Ah (lithium)
Refrigerator	42 L (with freezer)	42 L (with freezer)	42 L (with freezer)	113 L	70 L	138 L	138 L

* The permissible gross train weight must be complied with | ** With 35H chassis | *** In the lower position, the reclining area can be extended to 1850/1750 x 1900 mm

DEXTER CAMPERVANS

ALL-WHEEL CAMPERVAN

	DEXTER 600	DEXTER 625	DEXTER 635	DEXTER 560 4x4
				
	35L // 35H Fiat Ducato, 103 kW (140 HP)	35L // 35H Fiat Ducato, 103 kW (140 HP)	35L // 35H Fiat Ducato, 103 kW (140 HP)	2.0 L Ford Transit 96 kW (130 HP) with sequ. all-wheel drive
	90 L diesel + 19 L Ad Blue	90 L diesel + 19 L Ad Blue	90 L diesel + 19 L Ad Blue	75 L diesel + 24 L Ad Blue
	3,500 kg	3,500 kg	3,500 kg	3,500 kg
	2,779 (2,640 – 2,918)	2,997 (2,847 – 3,147)	2,972 (2,833 – 3,121)	2,979 (2,830 – 3,128)
Maximum weights for packages and special equipment ⁴⁾	483	84	110	107
Permissible gross train weight with 120 HP / 140, 180 HP for Fiat	5,800 / 6,000 // 6,500 kg**	6,000 // 6,500 kg**	6,000 // 6,500 kg**	6,000 kg
Permissible trailer load (braked) with 120 HP / 140, 180 HP* for Fiat	3,000 kg**	3,000 kg**	3,000 kg**	2,500 kg
➤ DIMENSIONS				
Total length	5,990 mm	6,360 mm	6,360 mm	5,990 mm
Total width	2,050 mm	2,050 mm	2,050 mm	2,059 mm
Overall height	2,660 mm	2,660 mm	2,660 mm	2,780 mm
Interior width	1,940 mm	1,940 mm	1,940 mm	1,870 mm
Standing height	1,875 mm	1,875 mm	1,875 mm	1,970 mm
Wheelbase	4,035 mm	4,035 mm	4,035 mm	3,750 mm
Standard tyres	215/70 R16 C	215/70 R16 C	215/70 R16 C	235/65 R16 C
Bed conversion of the seating group	–	1,875 x 1,150 mm	1,875 x 1,150 mm	1,723 x 1,077 mm
Bed in adjustable roof	–	–	–	–
Bunk bed	–	–	–	–
Rear bed	1,960 x 1,015 mm / 1,900 x 935 mm	1,870 x 800 mm / 1,870 x 800 mm / 1,300 x 350 mm	1,850 x 1,600 mm****	1,900 x 1,360 mm
Lift-up bed	–	–	–	–
Permitted number of people with 3-point belt ³⁾	2	4	4	4
Number of sleeping areas	2	2 (3) optional	2 (3) optional	2
➤ INSTALLATION				
Fresh water capacity complete ⁵⁾	100 l	100 l	100 l	100 l
Fresh water tank in the drive position ⁵⁾	20 l	20 l	20 l	20 l
Waste water capacity	100 l	100 l	100 l	60 l
Gas box / cartridge	2 x 7 kg	2 x 7 kg	2 x 7 kg	2 x 7 kg
Battery capacity	1 x 120 Ah (lithium)	1 x 120 Ah (lithium)	1 x 120 Ah (lithium)	1 x 120 Ah (lithium) (optional)
Refrigerator	70 L	138 L	138 L	70 L

FOOTNOTES FOR TECHNICAL SPECIFICATIONS

1. The technically permissible overall weight (kg)

The technically permissible overall weight in a laden state refers to the overall weight defined by the manufacturer that the vehicle may not exceed when in drive mode.

2. The weight in the ready-to-drive state (series) (kg)

The weight in the ready-to-drive state refers to the weight of the vehicle (with standard features according to the manufacturer's specifications) with its fuel tank filled to at least 90% of capacity and includes the weight of the driver (which is calculated at a nominal value of 75 kg), the weight of the fuel and fluids, the weight of the superstructure and the driver's cab, and the weight of the towing hitch and the tyre repair kit (to the extent these are present). This represents a calculated value that is subject to legally permissible fluctuations of up to $\pm 5\%$ (see additional text in brackets). Since these legally permissible fluctuations impact the vehicle's payload and therefore also the weights of the packages and special equipment that can be ordered, the occurrence of such fluctuations must be factored into the configuration process and the choice of packages and special equipment.

3. Permitted number of people with 3-point belts

The weight of the passengers is calculated at a nominal 75 kg per seat, whereby the weight of the driver, which was already taken into account in the weight in the ready-to-drive state, must be deducted. In the case of a vehicle with four belt-restrained seats, the weight of the passengers is therefore 225 kg (3 x 75 kg).

4. Maximum weights for packages and special equipment

The maximum weights for packages and special equipment represent a value calculated for each floor plan with which we have restricted the weights for the packages and special equipment that can be ordered from the factory. This is intended to ensure that the legally prescribed minimum payload is complied with after the vehicle is shipped from the factory. If the configuration process leads to the upper limit for this defined by the manufacturer being exceeded as a result of the choice of packages and special equipment, you can only continue with the configuration process if you de-select packages, special equipment or belt-restrained seats or choose to increase the vehicle's load capacity. Otherwise, you will not be able to continue the configuration or order the configured vehicle. Please note that the calculation of the maximum weights for packages and special equipment also takes into account the special equipment features of the selected country variation / the selected special model.

5. Fresh water tank size (l)



Please note that the capacity of the fresh water tank is significantly reduced in the drive position. If the payload of the individual vehicle is sufficient, it can be filled to its full capacity.

* The permissible gross train weight must be complied with | ** With 35H chassis | *** In the lower position, the reclining area can be extended to 1850/1750 x 1900 mm | ****In the lower position to 1,850 x 1,930 mm

DAVIS TRENDSTYLE CAMPERVANS






DAVIS LS CAMPERVANS

WITH OPTIONAL ADJUSTABLE ROOF

	DAVIS 540 TRENDSTYLE	DAVIS 590 TRENDSTYLE	DAVIS 591 TRENDSTYLE	DAVIS 595 TRENDSTYLE	DAVIS 620 TRENDSTYLE	DAVIS 540 LIFESTYLE	DAVIS 590 LIFESTYLE
							
BASE VEHICLE	35 L Citroen Jumper 103 kW (140 HP)	35 L Citroen Jumper, 89 kW (120 HP)	35 L Citroen Jumper, 89 kW (120 HP)	35L // 35HCitroen Jumper, 89 kW (120 HP)	35 L Citroen Jumper 103 kW (140 HP)	Fiat Ducato 35L // 35H 103 kW (140 HP)	35L // 35H Fiat Ducato, 103 kW (140 HP)
Fuel tank	90 L diesel + 19 L Ad Blue	90 L diesel + 19 L Ad Blue	90 L diesel + 19 L Ad Blue	60 L diesel + 19 L Ad Blue	90 L diesel + 19 L Ad Blue	90 L diesel + 19 L Ad Blue	90 L diesel + 19 L Ad Blue
Technically permissible overall weight ¹⁾	3,500 kg	3,500 kg	3,500 kg	3,500 kg	3,500 kg	3,500 kg	3,500 kg
Weight in the ready-to- drive state ²⁾	2,769 (2,631 – 2,907)	2,780 (2,641 – 2,919)	2,820 (2,679 – 2,961)	2,820 (2,679 – 2,961)	2,909 (2,764 – 3,054)	2,757 (2,619 – 2,895)	2,807 (2,667 – 2,947)
Maximum weights for packag- es and special equipment ⁴⁾	334	323	285	191	184	345	298
Permissible gross train weight with 120 HP / 140, 180 HP for Fiat/Citroen	5,500 / 5,800 kg	6,000 // 6,500 kg**	6,000 // 6,500 kg**	6,000 // 6,500 kg**	6,000 // 6,500 kg**	5,500 / 5,800 kg	5,500 / 5,800 kg
Permissible trailer load (braked) with 120 HP / 140, 180 HP* for Fiat/Citroen	2,500 kg	2,500 kg	2,500 kg	2,500 kg	2,500 kg	2,500 kg	2,500 kg
DIMENSIONS							
Total length	5,410 mm	5,990 mm	5,990 mm	5,990 mm	6,360 mm	5,410 mm	5,990 mm
Total width	2,050 mm	2,050 mm	2,050 mm	2,050 mm	2,050 mm	2,050 mm	2,050 mm
Overall height	2,650 mm	2,650 mm	2,650 mm	2,650 mm	2,650 mm	2,650 mm	2,650 mm
Interior width	1,860 mm	1,860 mm	1,860 mm	1,860 mm	1,860 mm	1,860 mm	1,860 mm
Standing height	1,890 mm	1,890 mm	1,890 mm	1,890 mm	1,890 mm	1,890 mm	1,890 mm
Wheelbase	3,450 mm	4,035 mm	4,035 mm	4,035 mm	4,035 mm	3,450 mm	4,035 mm
Standard tyres	225/75 R16 C	225/75 R16 C	225/75 R16 C	225/75 R16 C	225/75 R16 C	215/70 R15C	215/70 R15C
Bed conversion of the seating group	1,460 x 930 mm (500 mm)	1,600 x 950/ 500 mm	1,600 x 950/ 500 mm	1,900 x 880 mm	1,560 x 950/ 500 mm	1,460 x 930/ 500 mm	1,600 x 950/ 500 mm
Bed in adjustable roof	–	–	–	2,000 x 1,300 mm (standard)	–	1,300 x 2,000 mm (option)	1,300 x 2,000 mm (option)
Bunk bed	–	–	1,840 x 1,330 mm	–	–	–	–
Rear bed	1,860 x 1,320/ 1,160 mm	1,860 x 1,490 mm	1,860 x 1,440 mm	1,850 x 795 mm / 1,830 x 680 mm	1,950 x 800 mm / 1,860 x 800 mm	–	1,860 x 1,490 mm
Lift-up bed	–	–	–	–	–	1,860 x 1,320 (1,160 mm)	–
Permitted number of peo- ple with 3-point belt ³⁾	4	4	4	5	4	4	4
Number of sleeping areas	2 (3) optional	2 (3) optional	4 (5) optional	5 (6) optional	2 (3) optional	2 (3) optional	2 (3) optional
INSTALLATION							
Fresh water capacity complete ⁵⁾	90 l	85 l	90 l	85 l	85 l	90 l	85 l
Fresh water tank in the drive position ⁵⁾	20 l	20 l	20 l	20 l	20 l	20 l	20 l
Waste water capacity	60 l	75 l	75 l	75 l	75 l	60 l	75 l
Gas box / cartridge	2 x 5 kg	2 x 5 kg	2 x 5 kg	1 x 3 kg	2 x 5 kg	2 x 5 kg	2 x 5 kg
Battery capacity	1 x 95 Ah	1 x 95 Ah	1 x 95 Ah	1 x 95 Ah	1 x 95 Ah	1 x 95 Ah	1 x 95 Ah
Refrigerator	70 L	84 l (138 l Optional)	84 l (138 l Optional)	84 L	84 L	70 L	84 L

* The permissible gross train weight must be complied with | ** With 35H chassis | *** In the lower position, the reclining area can be extended to 1850/1750 x 1900 mm

DAVIS LIFESTYLE CAMPERVANS WITH OPTIONAL ADJUSTABLE ROOF

	DAVIS 591 LIFESTYLE	DAVIS 600 LIFESTYLE	DAVIS 610 LIFESTYLE	DAVIS 620 LIFESTYLE	DAVIS 630 LIFESTYLE
<div>Notes on footnotes and comments, see Page 11</div>					
	35L // 35H Fiat Ducato, 103 kW (140 HP)	35L // 35H Fiat Ducato, 103 kW (140 HP)	35L // 35H Fiat Ducato, 103 kW (140 HP)	35L // 35H Fiat Ducato, 103 kW (140 HP)	35L // 35H Fiat Ducato, 103 kW (140 HP)
	90 L diesel + 19 L Ad Blue	90 L diesel + 19 L Ad Blue	90 L diesel + 19 L Ad Blue	90 L diesel + 19 L Ad Blue	90 L diesel + 19 L Ad Blue
	3,500 kg	3,500 kg	3,500 kg	3,500 kg	3,500 kg
	2,817 (2,676 – 2,958)	2,817 (2,676 – 2,958)	2,817 (2,676 – 2,958)	2,927 (2,781 – 3,073)	2,947 (2,800 – 3,094)
BASE VEHICLE					
Fuel tank					
Technically permissible overall weight ¹⁾					
Weight in the ready-to-drive state ²⁾					
Maximum weights for packages and special equipment ⁴⁾					
Permissible gross train weight with 120 HP / 140, 160, 180 HP for Fiat					
Permissible trailer load (braked) with 120 HP / 140, 180 HP* for Fiat					
DIMENSIONS					
Total length					
Total width					
Overall height					
Interior width					
Standing height					
Wheelbase					
Standard tyres					
Bed conversion of the seating group					
Bed in adjustable roof					
Bunk bed					
Rear bed					
Lift-up bed					
Permitted number of people with 3-point belt ³⁾					
Number of sleeping areas					
INSTALLATION					
Fresh water capacity complete ⁵⁾					
Fresh water tank in the drive position ⁵⁾					
Waste water capacity					
Gas box / cartridge					
Battery capacity					
Refrigerator					

FOOTNOTES FOR TECHNICAL SPECIFICATIONS

1. The technically permissible overall weight (kg)

The technically permissible overall weight in a laden state refers to the overall weight defined by the manufacturer that the vehicle may not exceed when in drive mode.

2. The weight in the ready-to-drive state (series) (kg)

The weight in the ready-to-drive state refers to the weight of the vehicle (with standard features according to the manufacturer's specifications) with its fuel tank filled to at least 90% of capacity and includes the weight of the driver (which is calculated at a nominal value of 75 kg), the weight of the fuel and fluids, the weight of the superstructure and the driver's cab, and the weight of the towing hitch and the tyre repair kit (to the extent these are present). This represents a calculated value that is subject to legally permissible fluctuations of up to $\pm 5\%$ (see additional text in brackets). Since these legally permissible fluctuations impact the vehicle's payload and therefore also the weights of the packages and special equipment that can be ordered, the occurrence of such fluctuations must be factored into the configuration process and the choice of packages and special equipment.

3. Permitted number of people with 3-point belts

The weight of the passengers is calculated at a nominal 75 kg per seat, whereby the weight of the driver, which was already taken into account in the weight in the ready-to-drive state, must be deducted. In the case of a vehicle with four belt-restrained seats, the weight of the passengers is therefore 225 kg (3 x 75 kg).

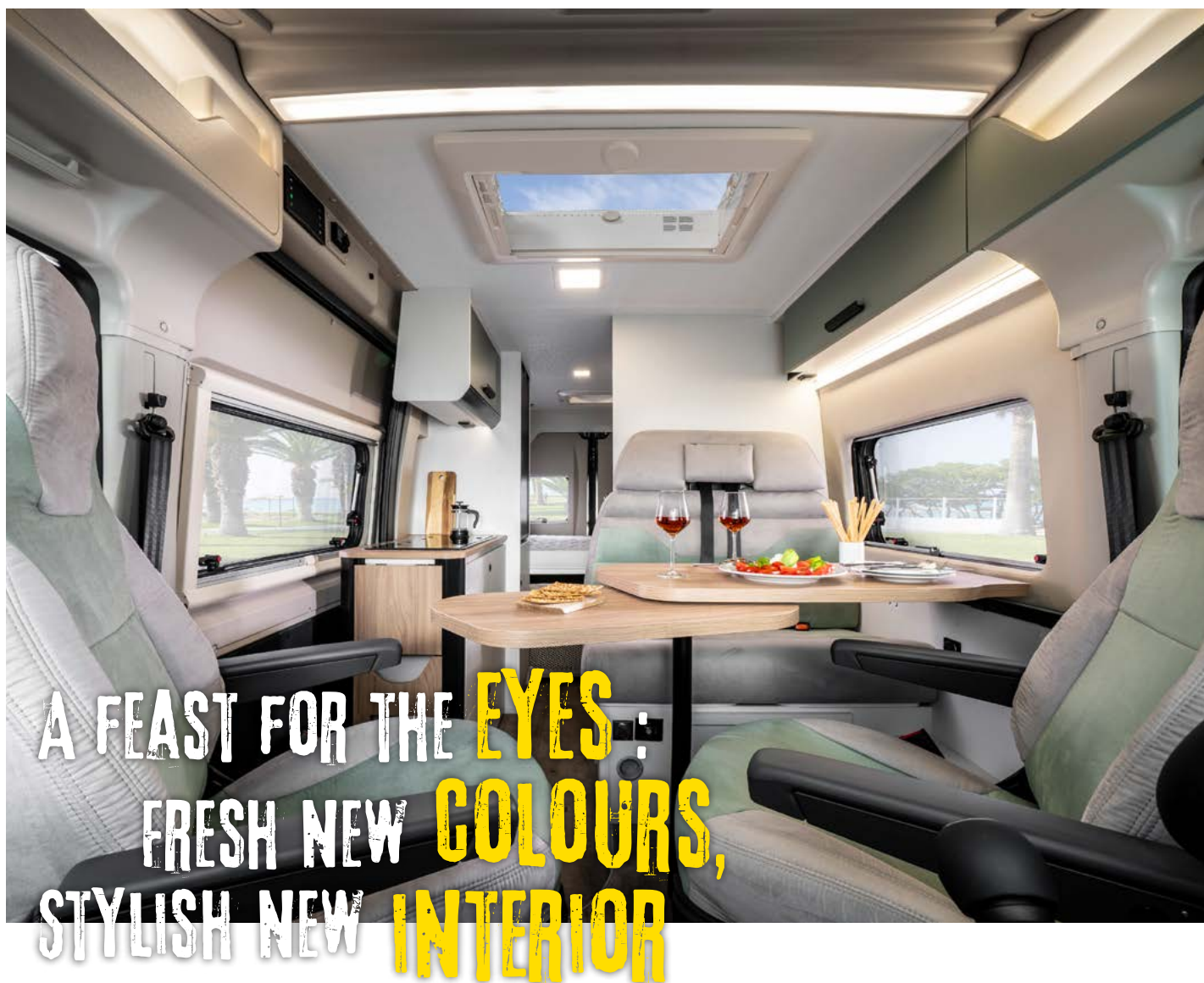
4. Maximum weights for packages and special equipment

The maximum weights for packages and special equipment represent a value calculated for each floor plan with which we have restricted the weights for the packages and special equipment that can be ordered from the factory. This is intended to ensure that the legally prescribed minimum payload is complied with after the vehicle is shipped from the factory. If the configuration process leads to the upper limit for this defined by the manufacturer being exceeded as a result of the choice of packages and special equipment, you can only continue with the configuration process if you de-select packages, special equipment or belt-restrained seats or choose to increase the vehicle's load capacity. Otherwise, you will not be able to continue the configuration or order the configured vehicle. Please note that the calculation of the maximum weights for packages and special equipment also takes into account the special equipment features of the selected country variation / the selected special model.

5. Fresh water tank size (l)

Please note that the capacity of the fresh water tank is significantly reduced in the drive position. If the payload of the individual vehicle is sufficient, it can be filled to its full capacity.

* The permissible gross train weight must be complied with | ** With 35H chassis | *** In the lower position, the reclining area can be extended to 1850/1750 x 1900 mm



DAVIS TRENDSTYLE FEATURE RANGE

DAVIS TRENDSTYLE - FEATURES

TRENDSTYLE INTERIOR WITH:

- » 140 HP engine
- » 35L chassis
- » Isofix (excluding 540)
- » 4 kW diesel heating
- » Elegant, bright interior features
- » Protective covers in the super-structure upholstery for the driver and passenger seat
- » Slatted frame for fixed beds
- » Midi-Heki
- » Skylight roof hood (excluding DA 540)
- » Refrigerator 70 to 84 litres (depending on floor plan)
- » Washroom window (excluding DA 540)
- » Table with table extension
- » Heated and insulated waste water tank
- » Series upholstery "Laguna"
- » Wall units with green appliqués

DAVIS LIFESTYLE FEATURE RANGE

DAVIS LIFESTYLE - FEATURES

INTERIOR LIFESTYLE WITH:

- » 140 HP engine
- » 35L chassis
- » Isofix (excluding 540/600/610)
- » 4 kW diesel heating
- » Elegant, bright interior features
- » LED ambient lighting
- » Mineral kitchen worktop
- » Metallic look logo trim in the kitchen unit
- » Folding table top
- » Additional wall unit above the rear doors (for DA 590/600/620)
- » Side storage compartment in the kitchen unit (for DA 590/591/620/630)
- » Window on left side in the rear (for DA 590/620/630)
- » Body-flush frame windows

FEATURE PACKAGES INCLUDED IN THE COUNTRY-SPECIFIC FEATURES

DEXTER AND DAVIS LIFESTYLE ALL-INCLUSIVE CONCEPT PACKAGE*

PACKAGE FEATURES:

- » Steering wheel controls
- » External lighting
- » Painted front bumper
- » Black skid plate
- » Dimming system for the driver's cab
- » Door mosquito screen
- » Leather steering wheel
- » 16" aluminium rims
- » Captain's chair seats
- » Radio preparation and DAB antenna
- » Chrome panels for ventilation slots
- » Rear-view camera
- » Fog lights with cornering light
- » Traction Plus

DAVIS TRENDSTYLE PLUS PACKAGE*****

PACKAGE FEATURES:

- » 140 HP Citroën engine (for DA 590, 591, 595, 600)
- » 16" aluminium rims
- » "Lanzarote Grey" paintwork
- » Driver's cab dimming system
- » Canopy
- » Rear-view camera
- » DAB antenna
- » Door mosquito screen
- » Electric step
- » External lighting
- » Winter package (insulated and heated waste water tank, insulated water pipes in the exterior)
- » Radio incl. DAB+
- » Captain's chair seats
- » Leather steering wheel
- » Steering wheel controls
- » Chrome panels for ventilation slots
- » Traction Plus

DUNCAN VIVA PACKAGE**

PACKAGE FEATURES:

- » Front and rear bumpers painted in the vehicle colour
- » Electrically adjustable heated exterior mirrors with integrated turn signals
- » 17" aluminium rims Ford Tourneo Custom
- » Seat heating for driver and passenger seat
- » Automatic air conditioning in front and rear
- » Passenger seat can be manually adjusted (4 positions)
- » Thermal insulation glazing
- » Side windows, with medium tinting starting at the 2nd row of seats

DEXTER FORD ALLROAD PACKAGE***

PACKAGE FEATURES:

- » Electric step
- » Rear-view camera with display in the rear-view mirror
- » Lithium battery & DC-DC chargers
- » Dimming system in the driver's cab
- » Matt-black 16" alloy wheels
- » Door mosquito screen

OPTIONAL FEATURE PACKAGES

DEXTER AND DAVIS LIFESTYLE CONCEPT PLUS PACKAGE*

PACKAGE FEATURES:

- » Electrical retraction of external mirrors
- » Parking sensors
- » Inductive charging cradle
- » Blind spot assistant with rear cross traffic alert system
- » Automatic air conditioning
- » 7" digital instrument panel

DEXTER AND DAVIS FIAT DRIVING ASSISTANCE PACKAGE****

PACKAGE FEATURES:

- » Lane departure assistant
- » Rain and light sensor
- » Traffic sign recognition
- » Intelligent speed assistant
- » Pedestrian detection
- » Fatigue detection

DUNCAN DRIVING ASSISTANCE PACKAGE**

PACKAGE FEATURES:

- » Navigation
- » Adaptive cruise control
- » BLIS blind spot assistant with rear cross traffic alert system, incl.
- » Reverse brake assist system

DEXTER FORD DRIVING ASSISTANCE PACKAGE**

PACKAGE FEATURES:

- » Camera and radar-based pre-collision assist system
- » Lane departure assistant and warning system
- » Traffic sign recognition system
- » LED downlight on the rear door
- » Parking assistance (front)
- » Front fog lights
- » Adaptive cruise control
- » Electrically adjustable and folding exterior mirrors, heated
- » Navigation
- » Reverse brake assist system
- » 360° camera
- » BLIS blind spot assistant with rear cross traffic alert system

* Available for Davis Lifestyle and Dexter, not available for Davis Trendstyle and Dexter 4x4

** Available for Duncan

*** Available for Dexter Ford

**** Available for Davis and Dexter Fiat

***** Available for Davis Trendstyle

S = Standard feature O = Optional feature at extra charge - = Not possible P = Optional package feature		DUNCAN 500	DUNCAN 505	DUNCAN 550	DEXTER 550	DEXTER 540	DEXTER 560	DEXTER 580	DEXTER 600	DEXTER 625	DEXTER 635	DEXTER 560 4 x 4	DAVIS 540 TRENDSTYLE	DAVIS 590 TRENDSTYLE	DAVIS 591 TRENDSTYLE	DAVIS 595 TRENDSTYLE	DAVIS 620 TRENDSTYLE	DAVIS 540 LIFESTYLE	DAVIS 590 LIFESTYLE	DAVIS 591 LIFESTYLE	DAVIS 600 LIFESTYLE	DAVIS 610 LIFESTYLE	DAVIS 620 LIFESTYLE	DAVIS 630 LIFESTYLE	Weight in kg	
➔ PACKAGES																										
KM4528-26	Duncan Driving Assistance package	0	0	0	-	-	-	-	-	-	-	-	-	-	-	-	-	-	-	-	-	-	-	-	0.00	
KM4533-26	Dexter and Davis Fiat Driving Assistance package	-	-	-	-	0	-	0	0	0	0	-	-	-	-	-	-	0	0	0	0	0	0	0	0.00	
KM4529-26	Dexter Ford / 4x4 Driving Assistance package	-	-	-	-	-	0	-	-	-	-	0	-	-	-	-	-	-	-	-	-	-	-	-	0.00	
➔ CHASSIS OPTION - ENGINE																										
KM2180-26	Ford 165 HP (surcharge compared to 130 HP)	-	-	-	-	-	0	-	-	-	-	0	-	-	-	-	-	-	-	-	-	-	-	-	0.00	
KM2185-26	180 HP Fiat engine (surcharge compared to 140 HP)	-	-	-	-	0	-	0	0	0	0	-	-	-	-	-	-	0	0	0	0	0	0	0	0.00	
KM2189-26	Duncan all-wheel-drive	0	-	-	-	-	-	-	-	-	-	-	-	-	-	-	-	-	-	-	-	-	-	-	99.00	
KM2194-26	Duncan 170 HP engine (surcharge compared to 136 HP)	0	0	0	-	-	-	-	-	-	-	-	-	-	-	-	-	-	-	-	-	-	-	-	0.00	
➔ CHASSIS - OTHER OPTIONS																										
KM2131-26	Duncan automatic transmission	0	0	0	-	-	-	-	-	-	-	-	-	-	-	-	-	-	-	-	-	-	-	-	38.00	
KM2133-26	Automatic transmission in combination with a light chassis	-	-	-	-	0	-	0	0	0	0	-	0	0	0	0	0	0	0	0	0	0	0	0	60.00	
KM2136-26	Automatic transmission in combination with a Maxi chassis	-	-	-	-	0	-	0	0	0	0	-	-	-	-	-	-	0	0	0	0	0	0	0	20.00	
KM2316-26	Chassis - 35 H	-	-	-	-	0	-	0	0	0	0	-	-	-	-	-	-	0	0	0	0	0	0	0	40.00	
KM2372-26	Fuel tank, 60 litre	-	-	-	-	-	-	-	-	-	-	-	-	-	-	S	-	0	0	0	0	0	0	0	0.00	

S = Standard feature
O = Optional feature at extra charge
- = Not possible
P = Optional package feature

	DUNCAN 500	DUNCAN 505	DUNCAN 550	DEXTER 550	DEXTER 540	DEXTER 560	DEXTER 580	DEXTER 600	DEXTER 625	DEXTER 635	DEXTER 560 4 x 4	DAVIS 540 TRENDSTYLE	DAVIS 590 TRENDSTYLE	DAVIS 591 TRENDSTYLE	DAVIS 595 TRENDSTYLE	DAVIS 620 TRENDSTYLE	DAVIS 540 LIFESTYLE	DAVIS 590 LIFESTYLE	DAVIS 591 LIFESTYLE	DAVIS 600 LIFESTYLE	DAVIS 610 LIFESTYLE	DAVIS 620 LIFESTYLE	DAVIS 630 LIFESTYLE	Weight in kg	
KM2409-26 "Iron Grey" paintwork	-	-	-	-	O	O	O	O	O	O	O	-	-	-	-	-	O	O	O	O	O	O	O	0.00	
KM2410-26 "White" paintwork	S	S	S	S	S	S	S	S	S	S	S	S	S	S	S	S	S	S	S	S	S	S	S	0.00	
KM2414-26 "Lanzarote Grey" paintwork	-	-	-	-	O	-	O	O	O	O	-	P	P	P	P	P	O	O	O	O	O	O	O	0.00	
KM2415-26 "Artense Grey" paintwork	-	-	-	-	O	-	O	O	O	O	-	-	-	-	-	-	O	O	O	O	O	O	O	0.00	
KM2421-26 "Black" paintwork	-	-	-	-	O	O	O	O	O	O	O	-	-	-	-	-	O	O	O	O	O	O	O	0.00	
KM2422-26 "Chrome Blue" paintwork	O	O	O	-	-	O	-	-	-	-	O	-	-	-	-	-	-	-	-	-	-	-	-	0.00	
KM2426-26 "Expedition Grey" paintwork	-	-	-	-	O	-	O	O	O	O	-	-	-	-	-	-	O	O	O	O	O	O	O	0.00	
KM2432-26 Ford "Silver" paintwork	O	O	O	-	-	O	-	-	-	-	O	-	-	-	-	-	-	-	-	-	-	-	-	0.00	
KM2433-26 "Iron Grey" paintwork	O	O	O	-	-	O	-	-	-	-	O	-	-	-	-	-	-	-	-	-	-	-	-	0.00	
KM2442-26 "Grey Matter" paintwork	O	O	O	-	-	O	-	-	-	-	O	-	-	-	-	-	-	-	-	-	-	-	-	0.00	
KM2443-26 "Artisan Red" paintwork	O	O	O	-	-	-	-	-	-	-	-	-	-	-	-	-	-	-	-	-	-	-	-	0.00	

EXTERIOR DESIGN / RIMS

KM2225-26 16" Ford Transit aluminium rims	-	-	-	-	-	P	-	-	-	-	P	-	-	-	-	-	-	-	-	-	-	-	-	11.70	
KM2227-26 19" DUNCAN aluminium rims	O	O	O	-	-	-	-	-	-	-	-	-	-	-	-	-	-	-	-	-	-	-	-	27.00	

SUPERSTRUCTURE OPTION / EXTERIOR

KM5129-26 Duncan trailer tow hitch	O	O	O	-	-	-	-	-	-	-	-	-	-	-	-	-	-	-	-	-	-	-	-	30.00	
KM5576-26 Mosquito screen for the body door	-	-	-	P	P	P	P	P	P	P	P	P	P	P	P	P	P	P	P	P	P	P	P	6.00	
KM5578-26 Mosquito screen for toilet window	-	-	-	-	-	-	-	-	-	-	-	-	-	-	-	-	O	O	-	-	O	O	-	2,00	
KM5579-26 Tailgate/mosquito guard	O	O	O	-	-	-	-	-	-	-	-	-	-	-	-	-	-	-	-	-	-	-	-	8,00	
KM7626-26 WC portaloo	O	O	-	-	-	-	-	-	-	-	-	-	-	-	-	-	-	-	-	-	-	-	-	4.00	
KM5560-26 Rear tent	O	O	O	-	-	-	-	-	-	-	-	-	-	-	-	-	-	-	-	-	-	-	-	10	

S = Standard feature O = Optional feature at extra charge - = Not possible P = Optional package feature		DUNCAN 500	DUNCAN 505	DUNCAN 550	DEXTER 550	DEXTER 540	DEXTER 560	DEXTER 580	DEXTER 600	DEXTER 625	DEXTER 635	DEXTER 560 4 x 4	DAVIS 540 TRENDSTYLE	DAVIS 590 TRENDSTYLE	DAVIS 591 TRENDSTYLE	DAVIS 595 TRENDSTYLE	DAVIS 620 TRENDSTYLE	DAVIS 540 LIFESTYLE	DAVIS 590 LIFESTYLE	DAVIS 591 LIFESTYLE	DAVIS 600 LIFESTYLE	DAVIS 610 LIFESTYLE	DAVIS 620 LIFESTYLE	DAVIS 630 LIFESTYLE	Weight in kg	
➔ SUPERSTRUCTURE OPTION / INTERIOR																										
KM5320-26	Adjustable roof with black frame + Skyroof	-	-	-	-	-	-	-	-	-	-	-	-	-	-	-	-	0	0	0	0	0	0	0	120.00	
KM5324-26	Insulation for pop-up roof	0	0	0	-	-	-	-	-	-	-	-	-	-	-	-	-	0	0	0	0	0	0	0	3.00	
KM5521-26	Skyroof Davis panoramic roof window	-	-	-	-	-	-	-	-	-	-	-	-	-	-	-	-	0	0	0	0	0	0	0	11.00	
KM6220-26	Additional bed for 1 person (conversion of seating group)	-	-	-	-	-	-	-	-	-	-	-	-	-	-	-	-	0	0	0	0	0	0	0	8.00	
KM6222-26	Additional bed for 1 person Davis 595 Trendstyle	-	-	-	-	-	-	-	-	-	-	-	-	-	-	0	-	-	-	-	-	-	-	-	11.00	
KM6221-26	Bed topper for seat bench bed conversion	0	0	0	-	-	-	-	-	-	-	-	-	-	-	-	-	-	-	-	-	-	-	-	5.00	
KM6351-26	Five seats	-	-	0	-	-	-	-	-	-	-	-	-	-	-	-	-	-	-	-	-	-	-	-	36,00	
KM7258-26	138 l refrigerator	-	-	-	-	-	-	-	-	-	-	-	-	-	-	-	-	0	-	-	-	-	-	-	13.00	
➔ SUPERSTRUCTURE OPTION / BIKE CARRIER																										
KM5147-26	Bike carrier for 2 bikes	-	-	-	0	0	0	0	0	0	0	0	-	-	-	-	-	-	-	-	-	-	-	-	10.00	
➔ SUPERSTRUCTURE OPTION / CANOPIES																										
KM5230-26	130 W solar panel	-	-	-	0	0	0	0	0	0	0	0	-	-	-	-	-	0	-	-	-	-	-	-	11.00	
KM5231-26	200 W solar panel	-	-	-	-	-	-	-	-	-	-	-	-	-	-	-	-	0	0	0	0	0	0	0	15.00	
KM5233-26	185 W solar panel	0	0	0	-	-	-	-	-	-	-	-	-	-	-	-	-	-	-	-	-	-	-	-	3.00	
KM5240-26	3.75 m mechanical canopy	-	-	-	-	-	-	0	0	-	-	-	P	P	P	P	-	0	0	0	0	-	-	-	26.00	
KM5243-26	4 m mechanical canopy	-	-	-	-	-	-	-	-	0	0	-	-	-	-	-	P	-	-	-	-	-	0	0	28.00	
KM5244-26	3.25 m mechanical canopy	-	-	-	-	-	-	-	-	-	-	-	-	-	-	-	-	0	-	-	-	-	-	-	24.00	
KM5245-26	Ford 3,5 m mechanical canopy	-	-	-	-	-	0	-	-	-	-	0	-	-	-	-	-	-	-	-	-	-	-	-	27.00	
KM5248-26	2.6 m canopy	0	0	-	-	-	-	-	-	-	-	-	-	-	-	-	-	-	-	-	-	-	-	-	20.00	
KM5247-26	3 m mechanical canopy	-	-	-	0	0	-	-	-	-	-	-	-	-	-	-	-	-	-	-	-	-	-	-	20.00	
KM5249-26	3 m canopy	-	-	0	-	-	-	-	-	-	-	-	-	-	-	-	-	-	-	-	-	-	-	-	23,00	
➔ SUPERSTRUCTURE OPTION / HEATING																										
KM7220-26	D 2 heating	0	0	-	-	-	-	-	-	-	-	-	-	-	-	-	-	-	-	-	-	-	-	-	9.00	
KM7227-26	Combi D 6 E heating	-	-	-	0	0	0	0	0	0	0	0	-	-	-	-	-	0	0	0	0	-	0	0	2.40	

S = Standard feature
O = Optional feature at extra charge
- = Not possible
P = Optional package feature

	DUNCAN 500	DUNCAN 505	DUNCAN 550	DEXTER 550	DEXTER 540	DEXTER 560	DEXTER 580	DEXTER 600	DEXTER 625	DEXTER 635	DEXTER 560 4 x 4	DAVIS 540 TRENDSTYLE	DAVIS 590 TRENDSTYLE	DAVIS 591 TRENDSTYLE	DAVIS 595 TRENDSTYLE	DAVIS 620 TRENDSTYLE	DAVIS 540 LIFESTYLE	DAVIS 590 LIFESTYLE	DAVIS 591 LIFESTYLE	DAVIS 600 LIFESTYLE	DAVIS 610 LIFESTYLE	DAVIS 620 LIFESTYLE	DAVIS 630 LIFESTYLE	Weight in kg
--	------------	------------	------------	------------	------------	------------	------------	------------	------------	------------	------------------	----------------------	----------------------	----------------------	----------------------	----------------------	---------------------	---------------------	---------------------	---------------------	---------------------	---------------------	---------------------	--------------

➔ SUPERSTRUCTURE OPTION / FABRICS

KM6001-26	"Capri" upholstery fabric	-	-	-	S	S	S	S	S	S	S	-	-	-	-	-	-	-	-	-	-	-	-	0.00
KM6002-26	"Nerano" upholstery fabric	-	-	-	O	O	O	O	O	O	O	-	-	-	-	-	-	-	-	-	-	-	-	0.00
KM6006-26	"Laguna" upholstery fabric	-	-	-	-	-	-	-	-	-	-	S	S	S	S	S	S	S	S	S	S	S	S	0.00
KM6007-26	"Grado" upholstery fabric	-	-	-	-	-	-	-	-	-	-	-	-	-	-	-	O	O	O	O	O	O	O	0.00

➔ SUPERSTRUCTURE OPTION / MULTIMEDIA

KM3220-26	Radio incl. DAB, Apple CarPlay and Android Auto	-	-	-	-	-	-	-	-	-	-	-	-	-	-	-	O	O	O	O	O	O	O	1.00
-----------	---	---	---	---	---	---	---	---	---	---	---	---	---	---	---	---	---	---	---	---	---	---	---	------

➔ SUPERSTRUCTURE OPTION / OTHER OPTIONS

KM2554-26	All-year-round Duncan tyres	O	O	O	-	-	-	-	-	-	-	-	-	-	-	-	-	-	-	-	-	-	-	0.00
KM2599-26	Inverter	O	O	O	-	-	-	-	-	-	-	-	-	-	-	-	-	-	-	-	-	-	-	2.00

➔ MISCELLANEOUS

KM9524-26	3 year extended warranty < 4.5t	O	O	O	O	O	O	O	O	O	O	O	O	O	O	O	O	O	O	O	O	O	O	0.00
KM9009-26	COC documents and/or TÜV approval, vehicle registration document, gas certificate and pre-carriage	O	O	O	O	O	O	O	O	O	O	O	O	O	O	O	O	O	O	O	O	O	O	0.00
KM A801-26	Transfer costs	O	O	O	O	O	O	O	O	O	O	O	O	O	O	O	O	O	O	O	O	O	O	0.00



LIMITS?
WITH US THERE ARE NO LIMITS!



THE KARMANN MOBIL CAMPERVANS – THE CHOICE IS YOURS

DUNCAN

COMPACT CAMPER

PURE CAMPING FUN WITH AN ADJUSTABLE ROOF



DUNCAN 4x4

4x4 CAMPERVAN

WITH ADJUSTABLE ROOF



DEXTER 4x4

ALL-WHEEL CAMPERVAN

WITH DOUBLE OR SINGLE BEDS



DEXTER

COMFORT CAMPER


WITH LIFT-UP BED



DEXTER

CAMPERVANS


WITH DOUBLE OR SINGLE BEDS



DEXTER

CAMPERVANS

WITH DOUBLE OR SINGLE BEDS



DAVIS

CAMPERVANS

WITH DOUBLE BEDS



DAVIS

CAMPERVANS

FROM COMFORTABLE TO LUXURIOUS, WITH DOUBLE BEDS, SINGLE BEDS OR BUNK BEDS



All DAVIS LIFESTYLE also available with optional adjustable roof

WHEN ROADS BECOME PATHS, THAT'S WHEN THE REAL ADVENTURE BEGINS



Eura Mobil GmbH

Kreuznacher Straße 78

D-55576 Sprendlingen

Telefon +49 (0) 6701-203 800

Fax +49 (0) 6701-203 869

www.karmann-mobil.de

All of the information in this brochure relates to the products listed herein and does not apply to any other products of Eura Mobil GmbH. The models illustrated in this brochure show the features available in Germany. They may also contain special features and accessories that are not included with the standard scope of delivery. Due to legal regulations, differences from the model variations described here and equipment featured may be necessary in certain countries. Latest update: In light of the current supply chain problems, the brochure also shows some models from the 2025 season that may differ in terms of their feature details from the 2026 season models. Please ask your Karmann Mobil dealer about the exact scope and range available of model-specific and model-neutral features. Subject to errors and changes in design, equipment and special features.

With regard to installations and conversions, please note / comply with the manufacturer specifications and the legal pro-

visions as defined in the German Road Traffic Licensing Regulations (StVZO) and the German Road Traffic Regulations (StVO).

We work constantly to improve the quality of our vehicles, which is why we reserve the right to make changes to their features / optional features in this model year as well. The latest current features, optional features and package contents can therefore only be viewed in the online configurator at www.karmann-mobil.de/en/.

The publication of this brochure renders all previous catalogues invalid.

Last updated: August 2025

Technical specifications and features 2026
E-PKM-2026 ENG01 PremExp KM25/26

www.karmann-mobil.de

KARMANN