



KARMANN



TECHNICAL DATA AND FEATURES

2023 | 2024 JANUARY 2024


DUNCAN

COMPACT CAMPER – PURE CAMPING FUN WITH ADJUSTABLE ROOF



DEXTER 4x4 NEW!

ALL-ROUND CAMPER – FOR GRIP ON ALL KINDS OF ROADS AND PATHS WITH SINGLE BEDS OR DOUBLE BED



DEXTER NEW!

COMFORT CAMPER WITH LIFT-UP BED

CAMPERVANS – CAMPERVANS FULL OF CHARM FOR SHORT TRIPS AND LONG JOURNEYS WITH SINGLE BEDS OR DOUBLE BEDS



DAVIS

CAMPERVANS – ELEGANT, FROM COMFORTABLE TO LUXURIOUS, WITH SINGLE OR DOUBLE BEDS



ALL-INCLUSIVE "CONCEPT"* FEATURES

PACKAGE FEATURES:

- » 140 HP motor (540-600)
- » Traction + hill descent control
- » Electric step
- » Steering wheel controls
- » 90 litre fuel tank
- » External lighting
- » Painted front bumper
- » Black radiator grille
- » Driver's cab dimming system
- » Mesh door screen
- » Leather steering wheel and gearshift knob

DRIVING ASSISTANCE PACKAGE****

PACKAGE FEATURES:

- » Emergency braking and lane departure assistant
- » Rain and light sensor
- » Traffic sign recognition
- » Automatic dimming
- » Fog lights with cornering light

"NO LIMITS"*** ALL-ROUND PACKAGE

PACKAGE FEATURES:

- » FORD VISION + package with:
Electrically adjustable fold-in exterior mirrors, automatic beam dipping, front rain sensor, front windscreen heating, fill level display for the windscreen wiper system
- » 130 HP motor
- » 16" aluminium rims
- » Parking assistance/reversing sensor
- » Fog lights
- » Seat heating for driver and passenger seat
- » Sliding 3-seater rear bench, can be converted into a bed (DU 545: 2-seater)
- » Painted front bumper
- » Ford Custom multimedia package Ford incl. DAB
- » External shower

DEXTER ALLROAD PACKAGE***

PACKAGE FEATURES:

- » Framed windows
- » Electric step
- » Heated waste water tank
- » Lithium battery & DC-DC chargers
- » Window in toilet room
- » Painted bumpers
- » Mesh door screen
- » Manual air-conditioning system
- » 4 kW heating
- » Remis front darkening system in the driver's cab
- » External lighting
- » Driver's cab seat cover in structured upholstered fabric
- » Rear-view camera with display in the rear-view mirror
- » Table extension

* Available for Davis Lifestyle and Dexter, not available for Davis Trendstyle and Dexter 4x4

** Available for Duncan

*** Only for Dexter 4x4

**** Available for Davis and Dexter Fiat

VEHICLE CONFIGURATOR FOR PERSONALISED PLANNING

Suitable for every taste: take a look around and configure your personalised motorhome directly online.



Click here for more information on features, upholsteries, interiors and more.



DEALER SEARCH EUROPE-WIDE

Find our **dealers** and **service partners** across Europe quickly and easily here.



Click here to go straight to our dealer and service partner search.



FAN SHOP FOR KARMANN FANS

Find practical travel wear and accessories for him and her in a range of colours in our fan shop.



Click here to go to our Karmann fan shop and its fantastic accessories.



	DUNCAN	DEXTER	DAVIS TRENDSTYLE	DAVIS LIFESTYLE	DEXTER 4 x 4
--	--------	--------	---------------------	--------------------	-----------------

➔ BASIC VEHICLE					
Fiat Ducato	-	S	S	S	-
Ford Transit	-	-	-	-	S
Ford Transit Custom	S	-	-	-	-
EURO 6 D Final incl. soot particle filter	S	S	S	S	S
Driver airbag	S	S	S	S	S
Passenger airbag	S	S	S	S	S
ABS / ESP	S	-	S	-	S
ASB / ESP incl. traction + hill descent	-	S	-	S	-
Manual air-conditioning system	S	S	S	S	P
Cruise control	S	S	S	S	S
Radio preparation + radio	-	-	-	-	S
Captain's chair seats with armrests	-	P	S	P	P
Isofix	P	S (- for DE 600)	S (excluding DA 540)	S (excluding DA 540, DA 600)	-
Power steering	S	S	S	S	S
Adjustable headlights	S	S	S	S	S
Immobiliser	S	S	S	S	S
3-point seatbelt system	S	S	S	S	S
Electric window controls at the front	S	S	S	S	S
Electrically adjustable heated exterior mirrors	P	S	S	S	S
Central locking with remote control	S	S	S	S	S
Decorative wheel trims	S	S	-	S	S
Fix & Go breakdown kit	S	S	S	S	S
Driver's cab seat cover in living area upholstery fabric	S	S	S	S	P
Carpet in the driver's cab	-	S	-	-	-
Fog light	P	-	-	-	-
Front bumpers painted in the vehicle colour	P	P	-	P	P
Front bumpers black	S	S	S	S	-
Rear bumpers black	S	S	S	S	S
Leather steering wheel	S	P	-	P	S

➔ SUPERSTRUCTURE EXTERIOR					
Side wall and ceiling insulation	S	S	S	S	S
"Skyroof" sliding roof (not in conjunction with adjustable roof)	-	S (excluding DE 550, DE 600)	-	-	-
Insulated upper roof	-	only for DE 550	-	-	-
Adjustable roof	S	-	-	0	-
Body colour Trend white	S	S	-	S	S
Body colour Lanzarote Grey	-	0	S	0	-

	DUNCAN	DEXTER	DAVIS TRENDSTYLE	DAVIS LIFESTYLE	DEXTER 4 x 4
--	--------	--------	---------------------	--------------------	-----------------

Window in the superstructure, with quick-acting levers	-	-	S	S	-
Insulated framed windows	-	S	-	S	P
Sliding windows	S	-	-	-	-
External lighting	-	0	S	0	P
Electric step	S	S	S	S	P
400 x 400 mm roof hood, with dimming blinds and mosquito net (pc.) in the rear	-	1 (only for DE 550)	1 (excluding DA 540)	1 (excluding DA 540)	-
Midi Heki (pc.)	-	1 (excluding DE 550)	-	-	1 (P)
Mini Heki (pc.)	-	2 (excluding DE 550)	-	-	1
Skyroof	-	S (excluding DE 550)	-	0	-

➔ KITCHEN					
42-litre refrigerator	S	-	-	-	-
70 - 85-litre refrigerator (depending on floor plan)	-	S	S	S	S
109-litre refrigerator	-	S (only for DE 550)	-	-	-
140-litre refrigerator	-	S (only for DE 580, DE 625)	-	-	-
2-ring hob with cover	S	S (DE 550: 3-ring)	S	S	S
Gas controls in the centre	S	S	S	S	S
Worktop with integrated sink	S	S	S	S	S

➔ BATHROOM					
Toilet room with integrated shower	- / S	S	S	S	S
Washroom window	-	S	S (excluding DA 540)	S (excluding DA 540)	P
Shower tray cover with mesh	-	S	-	S	-
Cassette toilet	- / S	S	S	S	S
Bath with swivel shower divider	-	S	-	-	S

➔ LIVING AREA					
Series upholstery Trient	S	-	-	-	-
Series upholstery Savona	-	-	S	S	-
Series upholstery Asti	-	S	-	-	S
Foam mattress on lift-up bed	-	S for DE 550	-	-	-
Lift-up bed (electric)	-	S for DE 550	-	-	-

	DUNCAN	DEXTER	DAVIS TRENDSTYLE	DAVIS LIFESTYLE	DEXTER 4 x 4
--	--------	--------	---------------------	--------------------	-----------------

Background lighting	S	S	-	S	S
Table extension	-	S	S	S	P
Bunk beds	-	-	only for DA 591	only for DA 591	-
Height-adjustable rear bed with variable storage space	-	-	-	only for DA 630	-
Storage space floor with lashing eyelets and access ramp for two bicycles	-	-	-	only for DA 630	-
Conversion of seating group to an additional bed for 1 person	-	-	-	0	-
Folding seat bench with additional bed for 2 people	0	- / S (for DE 550)	-	-	-
Slatted frame for fixed beds	-	S	S	S	S

➔ INSTALLATION

4kW diesel heating	S (DU 545)	S	S	S	P
2kW diesel heating	0 (DU 495)	-	-	-	-
Hot water supply with single-lever mixer tap	-/S (DU 545)	S	S	S	S
Pressurised water pump	S	S	S	S	S
Heated and insulated waste water tank	-	-	S	P	-
Heated waste water tank	-	S	-	-	P
External shower	-	S	-	-	S

	DUNCAN	DEXTER	DAVIS TRENDSTYLE	DAVIS LIFESTYLE	DEXTER 4 x 4
--	--------	--------	---------------------	--------------------	-----------------

➔ ELECTRICAL SUPPLY

Living area battery (for Dexter lithium-ion battery)	-	S	S	S	P
Automatic electr. charger for superstructure/vehicle battery	S	S	S	S	S
CEE external connection for 230 V with automatic circuit breaker	S	S	S	S	S
Ground fault circuit interrupter	S	S	S	S	S
On-board control panel indicating all important functions	S	S	S	S	S
230 V sockets (pc.)	3	3	3	3	3
12 V sockets (pc.)	4	1	2	2	1
USB socket	3	2	3	3	2
Adjustable reading spot- lights and USB ports	-	2/1	-	-	2/1
Disconnecter for starter and superstructure battery	-	S	S	S	S

S = Standard feature
 0 = Special feature for surcharge
 P = Optional package feature
 - = Not included in the standard scope of delivery or not possible

DEXTER AND DAVIS FEATURE RANGES

DAVIS TRENDSTYLE - FEATURES

- » 140 HP FIAT motor
- » 35 L chassis
- » 16" aluminium rims
- » Isofix (excluding 540)
- » 4KW heating
- » Lanzarote Grey paintwork
- » Driver cab seats with armrests
- » Dimming system
- » Awning
- » Multimedia preparation incl.
rear-view camera
- » Midi-Heki
- » DAB antenna
- » Table extension
- » Seat covers for DC seats
- » Mesh door screen
- » Electr. exterior mirrors
- » Electr. step
- » External lighting
- » Winter package (insulated +
heated waste water tank, in-
sulated pipes in the exterior)

DAVIS LIFESTYLE - FEATURES

INTERIOR LIFESTYLE WITH:

- » 120 HP motor
- » 35 L chassis
- » Isofix (excluding 540/600)
- » 4KW heating
- » Stylish, bright interior
features with textile
appliqués
- » LED ambient lighting
- » Mineral kitchen worktop
- » Metallic look logo trim in
the kitchen unit
- » Folding table top
- » Additional wall unit above
the rear doors
(for DA 590/620)
- » Side storage compartment
in the kitchen unit
(for DA 590/591/620/630)
- » Window on left side
in the rear
(for DA 590/620/630)
- » Body-flush frame windows

NEW!

NEW!

COMPACT CAMPER WITH ADJUSTABLE ROOF**CAMPER WITH LIFT-UP****ALL-WHEEL CAMPER DEXTER 4 X 4****DEXTER CAMPERVANS WITH DOUBLE BED****DUNCAN 495****DUNCAN 545****DEXTER 550****DEXTER 560
4 x 4****DEXTER 570
4 x 4****DEXTER 580****➤ BASIC VEHICLE**

	2.0 litre Ford Transit Custom diesel 77 kW (105 HP)	2.0 litre Ford Transit Custom diesel 77 kW (105 HP)	35 L Fiat Ducato, 89 kW (120 HP)	2.0 L Ford Transit 96 kW (130 HP) with sequent. drive	2.0 L Ford Transit 96 kW (130 HP) with sequent. drive	35 L Fiat Ducato // 35H, L 89 kW (120 HP)
Fuel tank	70 L diesel + Ad Blue	70 L diesel + Ad Blue	75 L diesel + 19 L Ad Blue	75 L diesel + 24 L Ad Blue	75 L diesel + 24 L Ad Blue	75 L diesel + 19 L Ad Blue
Technically permissible overall weight*	3,000 kg / 3,200 kg (optional)	3,200 kg	3,500 kg	3,500 kg	3,500 kg	3,500 kg
Weight in ready-to-drive state**	2,498 kg	2,589 kg	2,953 kg	3,162 kg	3,154 kg	2,887 kg
Permissible gross train weight with 120 HP / 140, 180 HP*****	5,240 kg (4,000 kg for automatic)	5,240 kg (4,200 kg for automatic)	5,500 / 5,800 kg	6,000 kg	6,000 kg	5,800 / 6,000 // 6,500 kg****
Permissible trailer load (braked)*** with 120 HP / 140, 180 HP*****	2,500 kg (1,400 kg for automatic)	2,600 kg (1,500 kg for automatic)	2,000 / 2,500 kg	2,800 kg	2,800 kg	2,000 / 2,500 // 3,000 kg****

➤ DIMENSIONS

Total length	4,973 mm	5,340 mm	5,480 mm	5,980 mm	5,980 mm	5,990 mm
Total width	2,080 mm	2,080 mm	2,059 mm	2,059 mm	2,059 mm	2,050 mm
Overall height	2,080 mm	2,080 mm	2,780 mm	2,780 mm	2,780 mm	2,570 mm
Interior width	1,775 mm	1,775 mm	1,940 mm	1,870 mm	1,870 mm	1,940 mm
Standing height	1,406 / 2,000-2,030 mm	1,406 / 2,000-2,030 mm	1,950 mm	1,970 mm	1,970 mm	1,890 mm
Wheelbase	2,933 mm	3,300 mm	3,450 mm	3,750 mm	3,750 mm	4,035 mm
Series tyres	6.5 x 16" 215/65R16	6.5 x 16" 215/65R16	215/70 R15	235/65 R16	235/65 R16	215/70 R15 // 225/75 R16C****
Bed conversion of the seating group	1,870 x 1,200 mm	1,880 x 920 mm	1,900 x 1,220 mm	1,723 x 1,077 mm	-	1,800 x 1,020 mm
Bed in adjustable roof	1,940 x 1,200 mm	1,760 x 1,140 mm plus extension 180 x 1,020 mm	-	-	-	-
Bunk bed	-	-	-	-	-	-
Rear bed	-	-	-	1,890 x 1,370 mm Option: 1,950 x 1,370 mm	1,970 x 930 / 1,850 x 930 mm	1,900 x 1,483 mm
Lift-up bed	-	-	1,950 x 1,520 mm	-	-	-
Number of sleeping berths	2 (4) optional	2 (3) optional	4	2	2	2
Number of belted seats	2 (5) optional	2 (4) optional	4	4	2	4








➤ INSTALLATION

Fresh water capacity complete	50 L	40 L	100 L	80 L	80 L	85 L
Waste water capacity	30 L	30 L	90 L	60 L	60 L	75 L
Gas box / gas cartridge	1 x 2.75 kg	1 x 2.75 kg	1 x 11 kg	2 x 5 kg	2 x 5 kg	2 x 5 kg
Battery capacity	-	-	1 x 120 Ah (lithium) (optional)	1 x 120 Ah (lithium) (optional)	1 x 120 Ah (lithium) (optional)	1 x 120 Ah (lithium) (optional)
Charger	17 A	17 A	17 A	17 A	17 A	17 A
Refrigerator	42 L (with freezer)	42 L (with freezer)	109 L	70 L	70 L	140 L

* For safety reasons, the "technically permissible maximum laden mass" stated in the vehicle registration document must not be exceeded under any circumstances. | ** Dimensions in ready-to-drive state as per EU Directive No. 1230/2012: Vehicle with standard equipment according to manufacturer's specifications including driver (75 kg), 90% of filling quantity for fuel, 100% for water as well as gas (aluminium gas bottle 5 kg), without special equipment. | *** The permissible gross train weight must be observed. | **** With 35 H chassis (option). | ***** Not in connection with 180 HP motor. | ***** Excluding DE 560, 570 and Duncan | ***** In the lower position, reclining area can be extended to 1850/1750 x 1880.

DEXTER CAMPERVANS WITH SINGLE BEDS

DAVIS CAMPERVANS WITH DOUBLE BED

	DEXTER 600	DEXTER 625	DAVIS 540 TRENDSTYLE	DAVIS 540 LIFESTYLE	DAVIS 590 TRENDSTYLE	DAVIS 590 LIFESTYLE	DAVIS 591 TRENDSTYLE
							
BASIC VEHICLE	35 L Fiat Ducato // 35H, 89 kW (120 HP)	35 L Fiat Ducato, 103 kW (140 HP)	35 L Fiat Ducato 103 kW (140 HP)	35 L Fiat Ducato 89 kW (120 HP)	35 L Fiat Ducato 103 kW (140 HP)	35 L Fiat Ducato // 35H, 89 kW (120 HP)	35 L Fiat Ducato 103 kW (140 HP)
Fuel tank	75 L diesel + 19 L Ad Blue	75 L diesel + 19 L Ad Blue	75 L diesel + 19 L Ad Blue	75 L diesel + 19 L Ad Blue	75 L diesel + 19 L Ad Blue	75 L diesel + 19 L Ad Blue	75 L diesel + 19 L Ad Blue
Technically permissible overall weight*	3,500 kg	3,500 kg	3,500 kg	3,500 kg	3,500 kg	3,500 kg	3,500 kg
Weight in ready-to-drive state**	2,828 kg	3,103 kg	2,845 kg	2,800 kg	2,925 kg	2,880 kg	2,945 kg
Permissible gross train weight with 120 HP / 140, 180 HP*****	5,800 / 6,000 // 6,500 kg****	6,000 // 6,500 kg****	5,500 / 5,800 kg	5,500 / 5,800 kg	5,800 / 6,000 // 6,500 kg****	5,800 / 6,000 // 6,500 kg****	5,800 / 6,000 // 6,500 kg****
Permissible trailer load (braked)*** with 120 HP / 140, 180 HP*****	2,000 / 2,500 // 3,000 kg****	2,000 / 2,500 // 3,000 kg****	2,000 / 2,500 kg	2,000 / 2,500 kg	2,000 / 2,500 // 3,000 kg****	2,000 / 2,500 // 3,000 kg****	2,000 / 2,500 // 3,000 kg****
DIMENSIONS							
Total length	5,990 mm	6,360 mm	5,420 mm	5,420 mm	5,995 mm	5,995 mm	5,995 mm
Total width	2,050 mm	2,050 mm	2,050 mm	2,050 mm	2,050 mm	2,050 mm	2,050 mm
Overall height	2,570 mm	2,570 mm	2,650 mm	2,650 mm	2,650 mm	2,650 mm	2,650 mm
Interior width	1,940 mm	1,940 mm	1,860 mm	1,860 mm	1,860 mm	1,860 mm	1,860 mm
Standing height	1,890 mm	1,890 mm	1,890 mm	1,890 mm	1,890 mm	1,890 mm	1,890 mm
Wheelbase	4,035 mm	4,035 mm	3,450 mm	3,450 mm	4,035 mm	4,035 mm	4,035 mm
Series tyres	215/70 R15 // 225/75 R16C****	215/70 R15 // 225/75 R16C****	235/75 R16C	215/70 R15C	225/75 R16C	225/75 R16C****	225/75 R16C
Bed conversion of the seating group	-	1,875 x 1,150 mm	1,460 x 930 mm (500 mm)	1,860 x 1,320 / 1,160 mm	1,600 x 950 / 500 mm	1,600 x 950 / 500 mm	1,600 x 950 / 500 mm
Bed in adjustable roof	-	-	-	1,800 x 1,200 mm (option)	-	1,800 x 1,200 mm (option)	-
Bunk bed	-	-	-	-	-	-	1,860 x 1,330 mm
Rear bed	1,960 x 1,030 mm / 1,900 x 930 mm	1,925 x 800 mm / 1,870 x 800 mm	1,860 x 1,320 / 1,160 mm	-	1,860 x 1,490 mm	1,860 x 1,490 mm	1,860 x 1,440 mm
Lift-up bed	-	-	-	1,860 x 1,320 / 1,160 mm	-	-	-
Number of sleeping berths	2	2	2 (3) optional	2 (3) optional	2 (3)	2 (3)	4 / 5
Number of belted seats	2	4	4	4	4	4	4
INSTALLATION							
Fresh water capacity complete	85 L	85 L	85 L	85 L	85 L	85 L	85 L
Waste water capacity	75 L	75 L	75 L	75 L	75 L	75 L	75 L
Gas box / gas cartridge	2 x 5 kg	2 x 5 kg	2 x 7 kg	2 x 7 kg	2 x 7 kg	2 x 7 kg	2 x 7 kg
Battery capacity	1 x 120 Ah (lithium)	1 x 120 Ah (lithium)	1 x 95 Ah	1 x 95 Ah	1 x 95 Ah	1 x 95 Ah	1 x 95 Ah
Charger	17 A	17 A	15 A	15 A	15 A	15 A	15 A
Refrigerator	70 L	140 L	70 L	70 L	135 l optional	80 L	80 L

DAVIS CAMPERVANS

WITH DOUBLE BED

DAVIS CAMPERVANS

WITH SINGLE BEDS

	DAVIS 591 LIFESTYLE	DAVIS 630 LIFESTYLE	DAVIS 600 LIFESTYLE	DAVIS 620 TRENDSTYLE	DAVIS 620 LIFESTYLE
					
➤ BASIC VEHICLE	35 L Fiat Ducato // 35H, 103 kW (140 HP)	35 L Fiat Ducato // 35H, 103 kW (140 HP)	35 L Fiat Ducato // 35H, 89 kW (120 HP)	35 L Fiat Ducato 103 kW (140 HP)	35 L Fiat Ducato // 35H, 103 kW (140 HP)
Fuel tank	75 L diesel + 19 L Ad Blue	75 L diesel + 19 L Ad Blue	75 L diesel + 19 L Ad Blue	75 L diesel + 19 L Ad Blue	75 L diesel + 19 L Ad Blue
Technically permissible overall weight*	3,500 kg	3,500 kg	3,500 kg	3,500 kg	3,500 kg
Weight in ready-to-drive state**	2,900 kg	3,030 kg	2,910 kg	3,055 kg	3,010 kg
Permissible gross train weight with 120 HP / 140, 160, 180 HP*****	5,800 / 6,000 // 6,500 kg****	6,000 // 6,500 kg****	5,800 / 6,000 // 6,500 kg****	6,000 // 6,500 kg****	6,000 // 6,500 kg****
Permissible trailer load (braked)*** with 120 HP / 140, 160, 180 HP*****	2,000 / 2,500 // 3,000 kg****	2,000 / 2,500 // 3,000 kg****	2,000 / 2,500 // 3,000 kg****	2,000 / 2,500 // 3,000 kg****	2,000 / 2,500 // 3,000 kg****
➤ DIMENSIONS					
Total length	5,995 mm	6,360 mm	5,995 mm	6,360 mm	6,360 mm
Total width	2,050 mm	2,050 mm	2,050 mm	2,050 mm	2,050 mm
Overall height	2,650 mm	2,650 mm	2,610 mm	2,650 mm	2,650 mm
Interior width	1,860 mm	1,860 mm	1,860 mm	1,860 mm	1,860 mm
Standing height	1,890 mm	1,890 mm	1,890 mm	1,890 mm	1,890 mm
Wheelbase	4,035 mm	4,035 mm	4,035 mm	4,035 mm	4,035 mm
Series tyres	215/70 R15 // 225/75 R16C****	215/70 R15 // 225/75 R16C****	215/70 R15 // 225/75 R16C****	225/75 R16C	215/70 R15 // 225/75 R16C****
Bed conversion of the seating group	1,600 x 950/ 500 mm	1,560 x 950/ 500 mm	1,460 x 930 (500 mm)	1,560 x 950/ 500 mm	1,560 x 950/ 500 mm
Bed in adjustable roof	1,800 x 1,200 mm (option)	1,800 x 1,200 mm (option)	1,800 x 1,200 mm (option)	1,880 x 750 mm	1,800 x 1,200 mm (option)
Bunk bed	1,860 x 1,330 mm	-	-	-	-
Rear bed	1,860 x 1,440 mm	1,850/1,750 x 1,580 mm***** (adjustable)	1,720 x 750 mm / 1,980 x 780 mm	1,950 x 800 mm / 1,860 x 800 mm	1,950 x 800 mm / 1,860 x 800 mm
Lift-up bed	-	-	-	-	-
Number of sleeping berths	4 / 5	2/3 (optional)	2/3 (optional)	2/3 (optional)	2/3 (optional)
Number of belted seats	4	4	4	4	4
➤ INSTALLATION					
Fresh water capacity complete	85 L	85 L	100 L	85 L	85 L
Waste water capacity	75 L	75 L	90 L	75 L	75 L
Gas box / gas cartridge	2 x 7 kg	2 x 7 kg	2 x 7 kg	2 x 7 kg	2 x 7 kg
Battery capacity	1 x 95 Ah	1 x 95 Ah	1 x 95 Ah	1 x 95 Ah	1 x 95 Ah
Charger	15 A	15 A	15 A	15 A	15 A
Refrigerator	80 L	85 L	70 L	75 L	75 L

* For safety reasons, the "technically permissible maximum laden mass" stated in the vehicle registration document must not be exceeded under any circumstances. | ** Dimensions in ready-to-drive state as per EU Directive No. 1230/2012: Vehicle with standard equipment according to manufacturer's specifications including driver (75 kg), 90% of filling quantity for fuel, 100% for water as well as gas (aluminium gas bottle 5 kg), without special equipment. | *** The permissible gross train weight must be observed. | **** With 35 H chassis (option). | ***** Not in connection with 180 HP motor. | ***** Excluding DE 560, 570 and Duncan | ***** In the lower position, reclining area can be extended to 1850/1750 x 1880.

S = Standard feature O = Special feature for surcharge - = Not possible P = Optional package feature		DUNCAN 495	DUNCAN 545	DEXTER 550	DEXTER 560 4 x 4	DEXTER 570 4 x 4	DEXTER 580	DEXTER 600	DEXTER 625	DAVIS 540 TRENDSTYLE	DAVIS 590 TRENDSTYLE	DAVIS 591 TRENDSTYLE	DAVIS 620 TRENDSTYLE	DAVIS 540 LIFESTYLE	DAVIS 590 LIFESTYLE	DAVIS 591 LIFESTYLE	DAVIS 600 LIFESTYLE	DAVIS 630 LIFESTYLE	DAVIS 620 LIFESTYLE	Weight in kg
➤ PACKAGES																				
KM4519-24	DA540 LS - DA 600 LS concept package	-	-	-	-	-	-	-	-	-	-	-	-	0	0	0	0	-	-	80
KM4520-24	DA620 LS - DA630 LS concept package	-	-	-	-	-	-	-	-	-	-	-	-	-	-	-	-	0	0	80
KM4517-24	DE550 - DE 600 concept package	-	-	-	-	0	0	-	-	-	-	-	-	-	-	-	-	-	-	80
KM4518-24	DE625 concept package	-	-	-	-	-	-	0	-	-	-	-	-	-	-	-	-	-	-	80
KM4501-24	No limits package	0	0	-	-	-	-	-	-	-	-	-	-	-	-	-	-	-	-	100
KM4522-24	Dexter Allroad package	-	-	-	0	0	-	-	-	-	-	-	-	-	-	-	-	-	-	10
KM4523-24	Driving assistance package	-	-	0	-	-	0	0	0	0	0	0	0	0	0	0	0	0	0	5
➤ CHASSIS / ENGINE																				
KM2186-24	Fiat 120 HP motor	-	-	S	-	-	S	S	-	-	-	-	-	S	S	S	S	-	-	0
KM2181-24	Fiat 140 HP motor (surcharge compared to 120 HP)	-	-	0	-	-	0	0	S	S	S	S	S	0	0	0	0	S	S	0
KM2184-24	180 HP Fiat motor (surcharge compared to 120 HP)	-	-	-	-	-	0	0	0	-	-	-	-	0	0	0	0	0	0	20
KM2185-24	Fiat 180 HP motor (surcharge compared to 140 HP)	-	-	-	-	-	0	0	0	-	-	-	-	0	0	0	0	0	0	20
KM2173-24	Ford 130 HP motor	P	P	-	S	S	-	-	-	-	-	-	-	-	-	-	-	-	-	0
KM2190-24	Ford 170 HP motor (surcharge compared to 130 HP)	0	0	-	-	-	-	-	-	-	-	-	-	-	-	-	-	-	-	0
KM2180-24	Ford 170 HP motor (surcharge compared to 130 HP)	-	-	-	0	0	-	-	-	-	-	-	-	-	-	-	-	-	-	0
➤ CHASSIS / BODY																				
KM2100-24	Body 3.2 to	0	S	-	-	-	-	-	-	-	-	-	-	-	-	-	-	-	-	20
KM2316-24	Chassis - 35 H	-	-	-	-	-	0	0	0	-	-	-	-	-	0	0	0	0	0	40
KM2221-24	16" black aluminium rims (not in combination with automatic transmission)	-	-	-	-	-	-	-	-	S	S	S	S	-	-	-	-	-	-	10
KM2224-24	16" aluminium rims	-	-	0	0	0	0	0	0	-	-	-	-	0	0	0	0	0	0	10
KM2371-24	Fuel tank, 90 litre	-	-	P	-	-	P	P	P	-	-	-	-	P	P	P	P	P	P	26
KM2714-24	Automatic air cond. for Fiat	-	-	0	-	-	0	0	0	-	-	-	-	0	0	0	0	0	0	18
KM5122-24	Fiat trailer tow hitch	-	-	0	-	-	0	0	0	-	-	-	-	-	-	-	-	-	-	35
KM5127-24	Ford trailer tow hitch	-	-	-	0	0	-	-	-	-	-	-	-	-	-	-	-	-	-	35
KM5128-24	Ford Custom trailer tow hitch	0	0	-	-	-	-	-	-	-	-	-	-	-	-	-	-	-	-	35
KM2553-24	All-season tyres	0	0	-	-	-	-	-	-	-	-	-	-	-	-	-	-	-	-	0
KM2141-24	Tyre pressure sensors	0	0	-	-	-	-	-	-	-	-	-	-	-	-	-	-	-	-	1
➤ CHASSIS / GEARBOX																				
KM2130-24	9-gear automatic gearbox	-	-	-	-	-	0	0	0	-	-	-	-	0	0	0	0	0	0	18
KM2137-24	Custom Ford automatic transmission	0	0	-	-	-	-	-	-	-	-	-	-	-	-	-	-	-	-	15
➤ CHASSIS / PAINTWORK																				
KM2410-24	"White" paintwork	S	S	S	S	S	S	S	S	-	-	-	-	S	S	S	S	S	S	0
KM2421-24	"Black" paintwork	-	-	-	0	0	0	0	0	-	-	-	-	0	0	0	S	0	0	0
KM2407-24	"Silver" paintwork	-	-	-	0	0	-	-	-	-	-	-	-	-	-	-	-	-	-	0
KM2426-24	"Expedition Grey" paintwork	-	-	-	-	-	0	0	0	-	-	-	-	0	0	0	0	0	0	0

S = Standard feature
 O = Special feature for surcharge
 - = Not possible
 P = Optional package feature

	DUNCAN 495	DUNCAN 545	DEXTER 550	DEXTER 560 4 x 4	DEXTER 570 4 x 4	DEXTER 580	DEXTER 600	DEXTER 625	DAVIS 540 TRENDSTYLE	DAVIS 590 TRENDSTYLE	DAVIS 591 TRENDSTYLE	DAVIS 620 TRENDSTYLE	DAVIS 540 LIFESTYLE	DAVIS 590 LIFESTYLE	DAVIS 591 LIFESTYLE	DAVIS 600 LIFESTYLE	DAVIS 630 LIFESTYLE	DAVIS 620 LIFESTYLE	Weight in kg
KM2409-24 "Iron Grey" paintwork	-	-	-	0	0	0	0	0	-	-	-	-	0	0	0	0	0	0	0
KM2423-24 "Diffused Silver" paintwork	-	-	-	0	0	-	-	-	-	-	-	-	-	-	-	-	-	-	0
KM2422-24 "Chrome Blue" paintwork	-	-	-	0	0	-	-	-	-	-	-	-	-	-	-	-	-	-	0
KM2414-24 "Lanzarote Grey" paintwork	-	-	-	-	-	0	0	0	S	S	S	S	0	0	0	0	0	0	0
KM2431-24 Ford Custom "Black" paintwork	0	0	-	-	-	-	-	-	-	-	-	-	-	-	-	-	-	-	0
KM2432-24 Ford Custom "Silver" paintwork	0	0	-	-	-	-	-	-	-	-	-	-	-	-	-	-	-	-	0
KM2433-24 Ford Custom "Iron Grey" paintwork	0	0	-	-	-	-	-	-	-	-	-	-	-	-	-	-	-	-	0
KM2431-24 Ford Custom "Diffused Silver" paintwork	0	0	-	-	-	-	-	-	-	-	-	-	-	-	-	-	-	-	0
KM2427-24 Ford Custom "Race Red" paintwork	0	0	-	-	-	-	-	-	-	-	-	-	-	-	-	-	-	-	0
KM2428-24 Ford Custom "Abyss Blue" paintwork	0	0	-	-	-	-	-	-	-	-	-	-	-	-	-	-	-	-	0
KM2429-24 Ford Custom "Azure Blue" paintwork	0	0	-	-	-	-	-	-	-	-	-	-	-	-	-	-	-	-	0
KM2430-24 Ford Custom "Orange Glow" paintwork	0	0	-	-	-	-	-	-	-	-	-	-	-	-	-	-	-	-	0

CHASSIS / ASSISTANCE SYSTEMS

KM2592-24 Parking assistance (reversing sensor)	P	P	0	-	-	0	0	0	-	-	-	-	-	-	-	-	-	-	1
---	---	---	---	---	---	---	---	---	---	---	---	---	---	---	---	---	---	---	---

CHASSIS / BODY

KM2551-24 Fog light	P	P	-	-	-	-	-	-	-	-	-	-	-	-	-	-	-	-	10
---------------------	---	---	---	---	---	---	---	---	---	---	---	---	---	---	---	---	---	---	----

CHASSIS / VEHICLE FEATURES

KM2560-24 Electrical retraction of exterior mirrors	P	P	-	-	-	-	-	-	-	-	-	-	-	-	-	-	-	-	0
---	---	---	---	---	---	---	---	---	---	---	---	---	---	---	---	---	---	---	---

ROOF & WINDOWS

KM5520-24 Skyroof Dexter	-	-	-	-	-	S	S	S	-	-	-	-	-	-	-	-	-	-	20
KM5521-24 Skyroof Davis	-	-	-	-	-	-	-	-	-	-	-	-	0	0	0	0	0	0	20
KM5324-24 Adjustable roof, black, with integrated Skyroof	-	-	-	-	-	-	-	-	-	-	-	-	0	0	0	0	0	0	120

INTERIOR GENERAL

KMXXXX-24 "Triest" upholstery fabric	S	S	-	-	-	-	-	-	-	-	-	-	-	-	-	-	-	-	0
KM6001-24 "Capri" upholstery fabric	-	-	S	S	S	S	S	S	-	-	-	-	-	-	-	-	-	-	0
KM6004-24 "Savona" upholstery fabric	-	-	-	-	-	-	-	-	S	S	S	S	S	S	S	S	S	S	0
KM6005-24 "Noli" upholstery fabric	-	-	-	-	-	-	-	-	-	-	-	-	0	0	0	0	0	0	0
KM6155-24 "Palermo" upholstery fabric	-	-	0	0	0	0	0	0	-	-	-	-	-	-	-	-	-	-	0
KM3680-24 Dimming system for Fiat driver's cab	-	-	P	-	-	P	P	P	S	S	S	S	P	P	P	P	P	P	7
KM3682-24 Dimming system for Ford driver's cab	S	S	-	P	P	-	-	-	-	-	-	-	-	-	-	-	-	-	7
KM5576-24 Mosquito screen for body door	-	-	P	P	P	P	P	P	S	S	S	S	P	P	P	P	P	P	5
KM6220-24 Additional bed for 1 person	-	-	-	-	-	-	-	-	-	-	-	-	0	0	0	0	0	0	15
KM7258-24 138 L refrigerator	-	-	-	-	-	-	-	-	-	-	-	-	-	0	-	-	-	-	-

S = Standard feature
 O = Special feature for surcharge
 - = Not possible
 P = Optional package feature

DUNCAN 495	DUNCAN 545	DEXTER 550	DEXTER 560 4 x 4	DEXTER 570 4 x 4	DEXTER 580	DEXTER 600	DEXTER 625	DAVIS 540 TRENDSTYLE	DAVIS 590 TRENDSTYLE	DAVIS 591 TRENDSTYLE	DAVIS 620 TRENDSTYLE	DAVIS 540 LIFESTYLE	DAVIS 590 LIFESTYLE	DAVIS 591 LIFESTYLE	DAVIS 600 LIFESTYLE	DAVIS 630 LIFESTYLE	DAVIS 620 LIFESTYLE	Weight in kg
------------	------------	------------	------------------	------------------	------------	------------	------------	----------------------	----------------------	----------------------	----------------------	---------------------	---------------------	---------------------	---------------------	---------------------	---------------------	--------------

MULTIMEDIA

KM3315-24	Rear-view camera with display in the rear-view mirror	-	-	P	P	P	S	S	S	-	-	-	-	-	-	-	-	-	2
-----------	---	---	---	---	---	---	---	---	---	---	---	---	---	---	---	---	---	---	---

SUPPLY TECHNOLOGY

KM7220-24	2kW diesel heating	O	-	-	-	-	-	-	-	-	-	-	-	-	-	-	-	-	15
KM7225-24	4kW diesel heating	-	S	S	P	P	S	S	S	S	S	S	S	S	S	S	S	S	0
KM7226-24	Combi C 6 E heating (SC D 4)	-	-	-	O	O	-	-	-	O	O	O	O	O	O	O	O	O	1
KM7227-24	Combi D 6 E heating (SC D 4)	-	-	O	O	O	O	O	O	O	O	O	O	O	O	O	O	O	1
KM2759-24	Seat heating for driver and passenger seat	P	P	-	-	-	-	-	-	-	-	-	-	-	-	-	-	-	2

ACCESSORIES EXTERIOR

KM5147-24	Bike carrier for 2 bikes	-	-	O	O	O	O	O	-	-	-	-	-	-	-	-	-	-	7
KM5148-24	Bike carrier for 2 bikes (Duncan)	O	O	-	-	-	-	-	-	-	-	-	-	-	-	-	-	-	7
KM5246-24	2.3 m awning	O	O	-	-	-	-	-	-	-	-	-	-	-	-	-	-	-	20
KM5241-24	3.1 m awning	-	-	O	-	-	-	-	S	-	-	-	O	-	-	-	-	-	27
KM5240-24	3.7 m awning	-	-	-	-	-	O	O	O	-	S	S	-	-	O	O	-	-	30
KM5243-24	4 m awning	-	-	-	-	-	-	-	-	-	-	S	-	-	-	-	O	O	36
KM5245-24	3 m awning	-	-	-	O	O	-	-	-	-	-	-	-	-	-	-	-	-	26
KM5230-24	Solar power system	-	-	O	O	O	O	O	-	-	-	-	O	O	O	O	O	O	11
KM7626-24	WC portaloo	O	O	-	-	-	-	-	-	-	-	-	-	-	-	-	-	-	5
KM2599-24	12 V/220 V transformer (600 W)	O	O	-	-	-	-	-	-	-	-	-	-	-	-	-	-	-	0.5
KM5231-24	Solar power system for adjustable roof	-	-	-	-	-	-	-	-	-	-	-	O	O	O	O	O	O	7

DELIVERY (MANDATORY)

9009	Gas safety certificate, COC documents or vehicle paperwork, TÜV approval and pre-carriage	O	O	O	O	O	O	O	O	O	O	O	O	O	O	O	O	O	0
A801	Transfer costs	O	O	O	O	O	O	O	O	O	O	O	O	O	O	O	O	O	0

**KARMANN**

GENERAL INFORMATION REGARDING WEIGHT IN MOTORHOMES

- Special features (additional features) increase the weight in the vehicle's ready-to-drive state and reduce the cargo capacity. The weight of the additional equipment is detailed in our brochure information or your dealer / seller can tell you.
- The maximum number of persons permitted depends on the weight and axle load. It can be reduced if special features (= special equipment / additional equipment) and accessories are installed, so in the interests of cargo loading capacity certain seats cannot be used. If all seats are to be used, some cargo capacity may need to be foregone. The technically permissible overall weight and axle loads must not be exceeded.
- The cargo loading capacity is reduced if special features (= special equipment / additional equipment) and accessories are installed. The cargo loading capacity is also not only dependent on the weight in the vehicle's ready-to-drive state, the actual vehicle weight, the weight of the accessories and the technical permissible overall weight, but also on the respective axle loads. In order to use the maximum possible cargo capacity based on the vehicle's technology, suitable, axle load-dependent weight distribution is required.

Installing additional parts, such as roof boxes, motorcycle racks, air conditioning equipment, awnings, bicycle racks, in the vehicle equipped with a living area may change the vehicle's dimensions and properties. The vehicle's unladen weight will also increase after special features have been installed. Please also

note the permitted axle loads and storage capacity for cargo. When combining several accessory components on the vehicle roof, the total load capacity and the available space must be taken into account.

Eura Mobil GmbH accepts no liability for any negative effects that may occur as a result of installing such additional equipment in the vehicle, unless they are ORIGINAL KARMANN-MOBIL PARTS and are installed or attached in accordance with the KARMANN-MOBIL GUIDELINES.

All of the information in this brochure relates to the products listed herein and does not apply to any other products of Eura Mobil GmbH. The models illustrated in this brochure show the features available in Germany. They may also contain special features and accessories that are not included with the standard scope of delivery. All weights quoted are values with a fluctuation limit of +/- 5 per cent. Due to legal regulations, differences from the model variations described here and equipment featured may be necessary in certain countries. Latest update: In light of the current supply chain problems, the brochure also shows some models from the 2023 season that may differ in terms of their feature details from the 2024 season models. Please ask your Karmann Mobil dealer about the exact scope and range available of model-specific and model-neutral features. Subject to errors and changes in design, equipment and special features. The publication of this brochure renders all previous catalogues invalid.

Unless otherwise regulated, weight in ready-to-drive state as per Article 2 (4a) Regulation (EU) 1230/2012 is defined as:

Vehicle's dimension with standard equipment according to manufacturer specifications (incl. vehicle tool kit)

- + fuel tank filled to 90%
 - + 75 kg (weight of the driver)
 - + fluid gas bottle (filling capacity of 5 kg) made of aluminium filled to 100%
 - + fresh water tank filled to 100%
 - + 230 V charging cable for superstructure battery
- = weight in ready-to-drive state

The technically permissible overall weight according to Article 2 (7) Regulation (EU) 1230/2012 is defined as: The vehicle's maximum weight when loaded as provided by the manufacturer.

Pursuant to the information provided in the catalogue, the maximum cargo loading capacity is defined as: Technically permissible overall weight - weight in ready-to-drive state = maximum cargo loading capacity

Last updated: January 2024
Technical specifications and features 2023 / 2024

Eura Mobil GmbH

Kreuznacher Straße 78 • D-55576 Sprendlingen • Telefon +49 (0) 6701-203 800 • Fax+49 (0) 6701-203 869
www.karmann-mobil.de