



KARMANN



TECHNICAL DATA AND FEATURES

2023 | 2024 AUGUST 2023


DUNCAN

COMPACT CAMPER – PURE CAMPING FUN WITH ADJUSTABLE ROOF



DEXTER 4x4 NEW!

ALL-ROUND CAMPER – FOR GRIP ON ALL KINDS OF ROADS AND PATHS WITH SINGLE BEDS OR DOUBLE BED



DEXTER NEW!

COMFORT CAMPER WITH LIFT-UP BED

CAMPERVANS – CAMPERVANS FULL OF CHARM FOR SHORT TRIPS AND LONG JOURNEYS WITH SINGLE BEDS OR DOUBLE BEDS



DAVIS

CAMPERVANS – ELEGANT, FROM COMFORTABLE TO LUXURIOUS, WITH SINGLE OR DOUBLE BEDS



FEATURE PACKAGES INCLUDED IN THE COUNTRY-SPECIFIC FEATURES

ALL-INCLUSIVE "CONCEPT"* FEATURES

PACKAGE FEATURES:

- » 140 HP motor (540-600)
- » Traction + hill descent control incl. all-weather tyres
- » Electric step
- » Steering wheel controls
- » 90 litre fuel tank
- » External lighting
- » Painted front bumper
- » Black radiator grille
- » Driver's cab dimming system
- » Mesh door screen
- » Leather steering wheel and gearshift knob

"NO LIMITS"** ALL-ROUND PACKAGE

PACKAGE FEATURES:

- » FORD VISION + package with:
Electrically adjustable fold-in exterior mirrors, automatic beam dipping, front rain sensor, front windscreen heating, fill level display for the windscreen wiper system
- » 130 HP motor
- » 16" aluminium rims
- » Parking assistance/reversing sensor
- » Fog lights
- » Seat heating for driver and passenger seat
- » Sliding 3-seater rear bench, can be converted into a bed (DU 545: 2-seater)
- » Painted front bumper
- » Ford Custom multimedia package Ford incl. DAB
- » External shower

DEXTER ALLROAD PACKAGE***

PACKAGE FEATURES:

- » Framed windows
- » Electric step
- » Heated waste water tank
- » Lithium battery & DC-DC chargers
- » Fog lights
- » Window in toilet room
- » Painted bumpers
- » Mesh door screen
- » Manual air-conditioning system
- » 4 kW heating
- » Remis front darkening system in the driver's cab
- » External lighting
- » Driver's cab seat cover in structured upholstered fabric
- » Rear-view camera with display in the rear-view mirror
- » Table extension

OPTIONAL FEATURE PACKAGES

DRIVING ASSISTANCE PACKAGE****

PACKAGE FEATURES:

- » Emergency braking and lane departure assistant
- » Rain and light sensor
- » Traffic sign recognition
- » Automatic dimming
- » Fog lights with cornering light

- * Available for Davis Lifestyle and Dexter, not available for Davis Trendstyle and Dexter 4x4
 ** Available for Duncan
 *** Only for Dexter 4x4
 **** Available for Davis and Dexter Fiat

VEHICLE CONFIGURATOR FOR PERSONALISED PLANNING

Suitable for every taste: take a look around and configure your personalised motorhome directly online.



Click here for more information on features, upholsteries, interiors and more.



DEALER SEARCH EUROPE-WIDE

Find our **dealers** and **service partners** across Europe quickly and easily here.



Click here to go straight to our dealer and service partner search.



FAN SHOP FOR KARMANN FANS

Find practical travel wear and accessories for him and her in a range of colours in our fan shop.



Click here to go to our Karmann fan shop and its fantastic accessories.



| | DUNCAN | DEXTER | DAVIS TRENDSTYLE | DAVIS LIFESTYLE | DEXTER 4 x 4 |
|------------------------------------------------------------------|--------|------------------------------|---------------------|--------------------|------------------|
| ➔ BASIC VEHICLE | | | | | |
| Fiat Ducato | - | S | S | S | - |
| Ford Transit | - | - | - | - | S |
| Ford Transit Custom | S | - | - | - | - |
| EURO 6 D Final incl. soot particle filter | S | S | S | S | S |
| Driver airbag | S | S | S | S | S |
| Passenger airbag | S | S | S | S | S |
| ABS / ESP | S | - | S | - | S |
| ASB / ESP incl. traction + hill descent | - | S | - | S | - |
| Manual air-conditioning system | S | S | S | S | P |
| Cruise control | S | S | S | S | S |
| Radio preparation + radio | - | - | - | - | S |
| Captain's chair seats with armrests | - | P | S | P | P |
| Isofix | P | S (- for DE 600) | S | S | P (- for DE 570) |
| Power steering | S | S | S | S | S |
| Adjustable headlights | S | S | S | S | S |
| Immobiliser | S | S | S | S | S |
| 3-point seatbelt system | S | S | S | S | S |
| Electric window controls at the front | S | S | S | S | S |
| Electrically adjustable heated exterior mirrors | P | S | S | S | S |
| Central locking with remote control | S | S | S | S | S |
| Decorative wheel trims | S | S | - | S | S |
| Fix & Go breakdown kit | S | S | S | S | S |
| Driver's cab seat cover in living area upholstery fabric | S | S | S | S | P |
| Carpet in the driver's cab | - | S | - | - | P |
| Fog light | P | - | - | - | P |
| Front bumpers painted in the vehicle colour | P | P | - | P | P |
| Front bumpers black | S | S | S | S | - |
| Rear bumpers black | S | S | S | S | S |
| Leather steering wheel | S | P | - | P | S |
| ➔ SUPERSTRUCTURE EXTERIOR | | | | | |
| Side wall and ceiling insulation | S | S | S | S | S |
| "Skyroof" sliding roof (not in conjunction with adjustable roof) | - | S (excluding DE 550, DE 600) | - | - | - |
| Insulated upper roof | - | only for DE 550 | - | - | - |
| Adjustable roof | S | - | - | 0 | - |
| Body colour Trend white | S | S | - | S | P |
| Body colour Lanzarote Grey | - | 0 | S | 0 | - |

| | DUNCAN | DEXTER | DAVIS TRENDSTYLE | DAVIS LIFESTYLE | DEXTER 4 x 4 |
|--------------------------------------------------------------------------------|--------|-----------------------------|----------------------|----------------------|-----------------|
| Window in the super-structure, with quick-acting levers | - | - | S | S | - |
| Insulated framed windows | - | S | - | S | P |
| Sliding windows | S | - | - | - | - |
| External lighting | - | 0 | S | 0 | P |
| Electric step | S | S | S | S | P |
| 400 x 400 mm roof hood, with dimming blinds and mosquito net (pc.) in the rear | - | 1 (only for DE 550) | 1 (excluding DA 540) | 1 (excluding DA 540) | - |
| Midi Heki (pc.) | - | 1 (excluding DE 550) | - | - | 1 (P) |
| Mini Heki (pc.) | - | 2 (excluding DE 550) | - | - | 1 |
| Skyroof | - | S (excluding DE 550) | - | 0 | - |
| ➔ KITCHEN | | | | | |
| 42-litre refrigerator | S | - | - | - | - |
| 70 - 85-litre refrigerator (depending on floor plan) | - | S | S | S | S |
| 109-litre refrigerator | - | S (only for DE 550) | - | - | - |
| 140-litre refrigerator | - | S (only for DE 580, DE 625) | - | - | - |
| 2-ring hob with cover | S | S (DE 550: 3-ring) | S | S | S |
| Gas controls in the centre | S | S | S | S | S |
| Worktop with integrated sink | S | S | S | S | S |
| ➔ BATHROOM | | | | | |
| Toilet room with integrated shower | - / S | S | S | S | S |
| Washroom window | - | S | S (excluding DA 540) | S (excluding DA 540) | P |
| Shower tray cover with mesh | - | S | - | S | - |
| Cassette toilet | - / S | S | S | S | S |
| Bath with swivel shower divider | - | S | - | - | S |
| ➔ LIVING AREA | | | | | |
| Series upholstery Trient | S | - | - | - | - |
| Series upholstery Savona | - | - | S | S | - |
| Series upholstery Asti | - | S | - | - | S |
| Foam mattress on lift-up bed | - | S for DE 550 | - | - | - |
| Lift-up bed (electric) | - | S for DE 550 | - | - | - |
| Background lighting | S | S | - | S | S |

| | DUNCAN | DEXTER | DAVIS TRENDSTYLE | DAVIS LIFESTYLE | DEXTER 4 x 4 |
|--|--------|--------|---------------------|--------------------|-----------------|
|--|--------|--------|---------------------|--------------------|-----------------|

| | | | | | |
|---------------------------------------------------------------------------------|---|-----------------------|--------------------|--------------------|---|
| Table extension | - | S | S | S | P |
| Bunk beds | - | - | only for DA 591 | only for DA 591 | - |
| Height-adjustable rear bed with variable storage space | - | - | - | only for DA 630 | - |
| Storage space floor with lashing eyelets and access ramp for two bicycles | - | - | - | only for DA 630 | - |
| Conversion of seating group to an additional bed for 1 person | - | - | - | O | - |
| Folding seat bench with additional bed for 2 people | O | - / S (for DE 550) | - | - | - |
| Slatted frame for fixed beds | - | S | S | S | S |

➔ INSTALLATION

| | | | | | |
|-------------------------------------------------|-----------------|---|---|---|---|
| 4kW diesel heating | S (DU 545) | S | S | S | P |
| 2kW diesel heating | O (DU 495) | - | - | - | - |
| Hot water supply with single-lever mixer tap | -/S (DU 545) | S | S | S | S |
| Pressurised water pump | S | S | S | S | S |
| Heated and insulated waste water tank | - | - | S | O | - |
| Heated waste water tank | - | S | - | - | P |
| External shower | - | S | - | - | S |

| | DUNCAN | DEXTER | DAVIS TRENDSTYLE | DAVIS LIFESTYLE | DEXTER 4 x 4 |
|--|--------|--------|---------------------|--------------------|-----------------|
|--|--------|--------|---------------------|--------------------|-----------------|

➔ ELECTRICAL SUPPLY

| | | | | | |
|------------------------------------------------------------------------|---|-----|---|---|-----|
| Living area battery (for Dexter lithium-ion battery) | - | S | S | S | P |
| Automatic electr. charger for superstructure/vehicle battery | S | S | S | S | S |
| CEE external connection for 230 V with automatic circuit breaker | S | S | S | S | S |
| Ground fault circuit interrupter | S | S | S | S | S |
| On-board control panel indicating all important functions | S | S | S | S | S |
| 230 V sockets (pc.) | 3 | 3 | 3 | 3 | 3 |
| 12 V sockets (pc.) | 4 | 1 | 2 | 2 | 1 |
| USB socket | 3 | 2 | 3 | 3 | 2 |
| Adjustable reading spot- lights and USB ports | - | 2/1 | - | - | 2/1 |
| Disconnecter for starter and superstructure battery | - | S | S | S | S |

S = Standard feature
O = Special feature for surcharge
P = Optional package feature
- = Not included in the standard scope of delivery or not possible

DAVIS TRENDSTYLE - FEATURES

- » 140 HP FIAT motor
- » 35 L chassis
- » 16" aluminium rims
- » Isofix (excluding 540)
- » 4KW heating
- » 90 litre fuel tank
- » Lanzarote Grey paintwork
- » Driver cab seats with armrests
- » Dimming system
- » Awning
- » Multimedia preparation
incl. rear-view camera
- » Midi-Heki
- » DAB antenna
- » Table extension
- » Seat covers for DC seats
- » Mesh door screen
- » Electr. exterior mirrors
- » Electr. step
- » External lighting
- » Winter package (insulated +
heated waste water tank, in-
sulated pipes in the exterior)

DAVIS LIFESTYLE - FEATURES







INTERIOR LIFESTYLE WITH:

- » 120 HP motor
- » 35 L chassis
- » Isofix (excluding 540)
- » 4KW heating
- » Stylish, bright interior
features with textile
appliqués
- » LED ambient lighting
- » Mineral kitchen worktop
- » Metallic look logo trim in
the kitchen unit
- » Folding table top
- » Additional wall unit above
the rear doors
(for DA 590/620)
- » Side storage compartment
in the kitchen unit
(for DA 590/591/620/630)
- » Window on left side
in the rear
(for DA 590/620/630)
- » Body-flush frame windows

NEW!

NEW!

COMPACT CAMPER
WITH ADJUSTABLE ROOF**CAMPER**
WITH LIFT-UP**ALL-WHEEL CAMPER**
DEXTER 4 X 4**DEXTER CAMPERVANS**
WITH DOUBLE BED

| | DUNCAN 495 | DUNCAN 545 | DEXTER 550 | DEXTER 560 4 x 4 | DEXTER 570 4 x 4 | DEXTER 580 |
|--------------------------------------------------------------------------|-----------------------------------------------------------------------------------|-----------------------------------------------------------------------------------|-----------------------------------------------------------------------------------|-----------------------------------------------------------------------------------|-------------------------------------------------------------------------------------|-------------------------------------------------------------------------------------|
| |  |  |  |  |  |  |
| ➤ BASIC VEHICLE | 2.0 litre Ford Transit Custom diesel 77 kW (105 HP) | 2.0 litre Ford Transit Custom diesel 77 kW (105 HP) | 35 L Fiat Ducato, 89 kW (120 HP) | 2.0 L Ford Transit 96 kW (130 HP) with sequent. drive | 2.0 L Ford Transit 96 kW (130 HP) with sequent. drive | 35 L Fiat Ducato // 35H, L 89 kW (120 HP) |
| Fuel tank | 70 L diesel + Ad Blue | 70 L diesel + Ad Blue | 75 L diesel + 19 L Ad Blue | 75 L diesel + 24 L Ad Blue | 75 L diesel + 24 L Ad Blue | 75 L diesel + 19 L Ad Blue |
| Technically permissible overall weight* | 3,000 kg / 3,200 kg (optional) | 3,200 kg | 3,500 kg | 3,500 kg | 3,500 kg | 3,500 kg |
| Weight in ready-to-drive state** | 2,598 kg | 2,689 kg | 3,033 kg | 3,172 kg | 3,164 kg | 2,967 kg |
| Permissible gross train weight with 120 HP / 140, 160, 180 HP***** | 5,240 kg (4,000 kg for automatic) | 5,240 kg (4,200 kg for automatic) | 5,500 / 5,800 kg | 6,000 kg | 6,000 kg | 5,800 / 6,000 // 6,500 kg**** |
| Permissible trailer load (braked)*** with 120 HP / 140, 160, 180 HP***** | 2,500 kg (1,400 kg for automatic) | 2,600 kg (1,500 kg for automatic) | 2,000 / 2,500 kg | 2,800 kg | 2,800 kg | 2,000 / 2,500 // 3,000 kg**** |
| ➤ DIMENSIONS | | | | | | |
| Total length | 4,973 mm | 5,340 mm | 5,480 mm | 5,980 mm | 5,980 mm | 5,990 mm |
| Total width | 2,080 mm | 2,080 mm | 2,059 mm | 2,059 mm | 2,059 mm | 2,050 mm |
| Overall height | 2,080 mm | 2,080 mm | 2,780 mm | 2,780 mm | 2,780 mm | 2,570 mm |
| Interior width | 1,775 mm | 1,775 mm | 1,940 mm | 1,870 mm | 1,870 mm | 1,940 mm |
| Standing height | 1,406 / 2,000-2,030 mm | 1,406 / 2,000-2,030 mm | 1,950 mm | 1,970 mm | 1,970 mm | 1,890 mm |
| Wheelbase | 2,933 mm | 3,300 mm | 3,450 mm | 3,750 mm | 3,750 mm | 4,035 mm |
| Series tyres | 6.5 x 16" 215/65R16 | 6.5 x 16" 215/65R16 | 215/70 R15 | 235/65 R16 | 235/65 R16 | 215/70 R15 // 225/75 R16C**** |
| Bed conversion of the seating group | 1,870 x 1,140 mm | 1,870 x 1,140 mm | 1,900 x 1,220 mm | 1,723 x 1,077 mm | - | 1,800 x 1,020 mm |
| Bed in adjustable roof | 1,890 x 1,100 mm | 1,780 x 1,160 mm plus extension 190 x 1,020 mm | - | - | - | - |
| Bunk bed | - | - | - | - | - | - |
| Rear bed | - | - | - | 1,890 x 1,370 mm Option: 1,950 x 1,370 mm | 1,970 x 930 / 1,850 x 930 mm | 1,900 x 1,483 mm |
| Lift-up bed | - | - | 1,950 x 1,520 mm | - | - | - |
| Number of sleeping berths | 2 (4) optional | 2 (4) optional | 4 | 2 (3) optional | 2 | 2 (3) optional |
| Number of belted seats | 2 (5) optional | 2 (4) optional | 4 | 4 | 2 | 4 |
| ➤ INSTALLATION | | | | | | |
| Fresh water capacity complete | 50 L | 40 L | 100 L | 80 L | 80 L | 85 L |
| Waste water capacity | 30 L | 30 L | 90 L | 60 L | 60 L | 75 L |
| Gas box / gas cartridge | 1 x 2.75 kg | 1 x 2.75 kg | 1 x 11 kg | 2 x 5 kg | 2 x 5 kg | 2 x 5 kg |
| Battery capacity | 1 x 75 Ah | 1 x 75 Ah | 1 x 100 Ah (lithium) | 1 x 100 Ah (lithium) | 1 x 100 Ah (lithium) | 1 x 100 Ah (lithium) |
| Charger | 17 A | 17 A | 17 A | 17 A | 17 A | 17 A |
| Refrigerator | 42 L (with freezer) | 42 L (with freezer) | 109 L | 70 L | 70 L | 140 L |

* For safety reasons, the "technically permissible maximum laden mass" stated in the vehicle registration document must not be exceeded under any circumstances. | ** Dimensions in ready-to-drive state as per EU Directive No. 1230/2012: Vehicle with standard equipment according to manufacturer's specifications including driver (75 kg), 90% of filling quantity for fuel, 100% for water as well as gas (aluminium gas bottle 5 kg), without special equipment. | *** The permissible gross train weight must be observed. | **** With 35 H chassis (option). | ***** Not in connection with 180 HP motor. | ***** Excluding DE 560, 570 and Duncan | ***** In the lower position, reclining area can be extended to 1850/1750 x 1880.

DEXTER CAMPERVANS WITH SINGLE BEDS

DAVIS CAMPERVANS WITH DOUBLE BED

| | DEXTER 600 | DEXTER 625 | DAVIS 540 TRENDSTYLE | DAVIS 540 LIFESTYLE | DAVIS 590 TRENDSTYLE | DAVIS 590 LIFESTYLE | DAVIS 591 TRENDSTYLE |
|--------------------------------------------------------------------------|-----------------------------------------------------------------------------------|-----------------------------------------------------------------------------------|-----------------------------------------------------------------------------------|-----------------------------------------------------------------------------------|-------------------------------------------------------------------------------------|-------------------------------------------------------------------------------------|-------------------------------------------------------------------------------------|
| |  |  |  |  |  |  |  |
| BASIC VEHICLE | 35 L Fiat Ducato // 35H, 89 kW (120 HP) | 35 L Fiat Ducato, 103 kW (140 HP) | 35 L Fiat Ducato 103 kW (140 HP) | 35 L Fiat Ducato 89 kW (120 HP) | 35 L Fiat Ducato 103 kW (140 HP) | 35 L Fiat Ducato // 35H, 89 kW (120 HP) | 35 L Fiat Ducato 103 kW (140 HP) |
| Fuel tank | 75 L diesel + 19 L Ad Blue | 75 L diesel + 19 L Ad Blue | 90 L diesel + 19 L Ad Blue | 75 L diesel + 19 L Ad Blue | 90 L diesel + 19 L Ad Blue | 75 L diesel + 19 L Ad Blue | 90 L diesel + 19 L Ad Blue |
| Technically permissible overall weight* | 3,500 kg | 3,500 kg | 3,500 kg | 3,500 kg | 3,500 kg | 3,500 kg | 3,500 kg |
| Weight in ready-to-drive state** | 2,908 kg | 3,183 kg | 2,845 kg | 2,880 kg | 2,925 kg | 2,960 kg | 2,945 kg |
| Permissible gross train weight with 120 HP / 140, 160, 180 HP***** | 5,800 / 6,000 // 6,500 kg**** | 6,000 // 6,500 kg**** | 5,500 / 5,800 kg | 5,500 / 5,800 kg | 5,800 / 6,000 // 6,500 kg**** | 5,800 / 6,000 // 6,500 kg**** | 5,800 / 6,000 // 6,500 kg**** |
| Permissible trailer load (braked)*** with 120 HP / 140, 160, 180 HP***** | 2,000 / 2,500 // 3,000 kg**** | 2,000 / 2,500 // 3,000 kg**** | 2,000 / 2,500 kg | 2,000 / 2,500 kg | 2,000 / 2,500 // 3,000 kg**** | 2,000 / 2,500 // 3,000 kg**** | 2,000 / 2,500 // 3,000 kg**** |
| DIMENSIONS | | | | | | | |
| Total length | 5,990 mm | 6,360 mm | 5,420 mm | 5,420 mm | 5,995 mm | 5,995 mm | 5,995 mm |
| Total width | 2,050 mm | 2,050 mm | 2,050 mm | 2,050 mm | 2,050 mm | 2,050 mm | 2,050 mm |
| Overall height | 2,570 mm | 2,570 mm | 2,650 mm | 2,650 mm | 2,650 mm | 2,650 mm | 2,650 mm |
| Interior width | 1,940 mm | 1,940 mm | 1,860 mm | 1,860 mm | 1,860 mm | 1,860 mm | 1,860 mm |
| Standing height | 1,890 mm | 1,890 mm | 1,890 mm | 1,890 mm | 1,890 mm | 1,890 mm | 1,890 mm |
| Wheelbase | 4,035 mm | 4,035 mm | 3,450 mm | 3,450 mm | 4,035 mm | 4,035 mm | 4,035 mm |
| Series tyres | 215/70 R15 // 225/75 R16C**** | 215/70 R15 // 225/75 R16C**** | 255/75 R16C | 215/70 R15C | 225/75 R16C | 225/75 R16C**** | 225/75 R16C |
| Bed conversion of the seating group | - | 1,875 x 1,150 mm | 1,460 x 930 mm (500 mm) | 1,860 x 1,320 / 1,160 mm | 1,600 x 950 / 500 mm | 1,600 x 950 / 500 mm | 1,600 x 950 / 500 mm |
| Bed in adjustable roof | - | - | - | 1,800 x 1,200 mm (option) | - | 1,800 x 1,200 mm (option) | - |
| Bunk bed | - | - | - | - | - | - | 1,860 x 1,330 mm |
| Rear bed | 1,960 x 1,030 mm / 1,900 x 930 mm | 1,925 x 800 mm / 1,870 x 800 mm | 1,860 x 1,320 / 1,160 mm | - | 1,860 x 1,490 mm | 1,860 x 1,490 mm | 1,860 x 1,440 mm |
| Lift-up bed | - | - | - | 1,860 x 1,320 / 1,160 mm | - | - | - |
| Number of sleeping berths | 2 | 2 (3) optional | 2 (3) optional | 2 (3) optional | 2 (3) | 2 (3) | 4 / 5 |
| Number of belted seats | 2 | 4 | 4 | 4 | 4 | 4 | 4 |
| INSTALLATION | | | | | | | |
| Fresh water capacity complete | 85 L | 85 L | 85 L | 85 L | 85 L | 85 L | 85 L |
| Waste water capacity | 75 L | 75 L | 75 L | 75 L | 75 L | 75 L | 75 L |
| Gas box / gas cartridge | 2 x 5 kg | 2 x 5 kg | 2 x 7 kg | 2 x 7 kg | 2 x 7 kg | 2 x 7 kg | 2 x 7 kg |
| Battery capacity | 1 x 100 Ah (lithium) | 1 x 100 Ah (lithium) | 1 x 95 Ah | 1 x 95 Ah | 1 x 95 Ah | 1 x 95 Ah | 1 x 95 Ah |
| Charger | 17 A | 17 A | 15 A | 15 A | 15 A | 15 A | 15 A |
| Refrigerator | 70 L | 140 L | 70 L | 70 L | 80 L | 80 L | 80 L |

DAVIS CAMPERVANS

WITH DOUBLE BED

DAVIS CAMPERVANS

WITH SINGLE BEDS

| | DAVIS 591 LIFESTYLE | DAVIS 630 LIFESTYLE | DAVIS 600 LIFESTYLE | DAVIS 620 TRENDSTYLE | DAVIS 620 LIFESTYLE |
|--------------------------------------------------------------------------------|-----------------------------------------------------------------------------------|-----------------------------------------------------------------------------------|-----------------------------------------------------------------------------------|------------------------------------------------------------------------------------|-------------------------------------------------------------------------------------|
| |  |  |  |  |  |
| ➤ BASIC VEHICLE | 35 L Fiat Ducato // 35H, 103 kW (140 HP) | 35 L Fiat Ducato // 35H, 103 kW (140 HP) | 35 L Fiat Ducato // 35H, 89 kW (120 HP) | 35 L Fiat Ducato 103 kW (140 HP) | 35 L Fiat Ducato // 35H, 103 kW (140 HP) |
| Fuel tank | 75 L diesel + 19 L Ad Blue | 75 L diesel + 19 L Ad Blue | 75 L diesel + 19 L Ad Blue | 90 L diesel + 19 L Ad Blue | 75 L diesel + 19 L Ad Blue |
| Technically permissible overall weight* | 3,500 kg | 3,500 kg | 3,300 kg // 3,500 kg | 3,500 kg | 3,500 kg |
| Weight in ready-to-drive state** | 2,980 kg | 3,110 kg | 2,990 kg | 3,055 kg | 3,090 kg |
| Permissible gross train weight with 120 HP / 140, 160, 180 HP***** | 5,800 / 6,000 // 6,500 kg**** | 6,000 // 6,500 kg**** | 5,800 / 6,000 // 6,500 kg**** | 6,000 // 6,500 kg**** | 6,000 // 6,500 kg**** |
| Permissible trailer load (braked)*** with 120 HP / 140, 160, 180 HP***** | 2,000 / 2,500 // 3,000 kg**** | 2,000 / 2,500 // 3,000 kg**** | 2,000 / 2,500 // 3,000 kg**** | 2,000 / 2,500 // 3,000 kg**** | 2,000 / 2,500 // 3,000 kg**** |
| ➤ DIMENSIONS | | | | | |
| Total length | 5,995 mm | 6,360 mm | 5,995 mm | 6,360 mm | 6,360 mm |
| Total width | 2,050 mm | 2,050 mm | 2,050 mm | 2,050 mm | 2,050 mm |
| Overall height | 2,650 mm | 2,650 mm | 2,610 mm | 2,650 mm | 2,650 mm |
| Interior width | 1,860 mm | 1,860 mm | 1,860 mm | 1,860 mm | 1,860 mm |
| Standing height | 1,890 mm | 1,890 mm | 1,890 mm | 1,890 mm | 1,890 mm |
| Wheelbase | 4,035 mm | 4,035 mm | 4,035 mm | 4,035 mm | 4,035 mm |
| Series tyres | 215/70 R15 // 225/75 R16C**** | 215/70 R15 // 225/75 R16C**** | 215/70 R15 // 225/75 R16C**** | 225/75 R16C | 215/70 R15 // 225/75 R16C**** |
| Bed conversion of the seating group | 1,600 x 950/ 500 mm | 1,560 x 950/ 500 mm | 1,460 x 930 (500 mm) | 1,560 x 950/ 500 mm | 1,560 x 950/ 500 mm |
| Bed in adjustable roof | 1,800 x 1,200 mm (option) | 1,800 x 1,200 mm (option) | 1,800 x 1,200 mm (option) | 1,880 x 750 mm | 1,800 x 1,200 mm (option) |
| Bunk bed | 1,860 x 1,330 mm | - | - | - | - |
| Rear bed | 1,860 x 1,440 mm | 1,850/1,750 x 1,580 mm***** (adjustable) | 1,720 x 750 mm / 1,980 x 780 mm | 1,950 x 800 mm / 1,860 x 800 mm | 1,950 x 800 mm / 1,860 x 800 mm |
| Lift-up bed | - | - | - | - | - |
| Number of sleeping berths | 4 / 5 | 2/3 (optional) | 2/3 (optional) | 2/3 (optional) | 2/3 (optional) |
| Number of belted seats | 4 | 4 | 4 | 4 | 4 |
| ➤ INSTALLATION | | | | | |
| Fresh water capacity complete | 85 L | 85 L | 100 L | 85 L | 85 L |
| Waste water capacity | 75 L | 75 L | 90 L | 75 L | 75 L |
| Gas box / gas cartridge | 2 x 7 kg | 2 x 7 kg | 2 x 7 kg | 2 x 7 kg | 2 x 7 kg |
| Battery capacity | 1 x 95 Ah | 1 x 95 Ah | 1 x 95 Ah | 1 x 95 Ah | 1 x 95 Ah |
| Charger | 15 A | 15 A | 15 A | 15 A | 15 A |
| Refrigerator | 80 L | 85 L | 70 L | 75 L | 75 L |

* For safety reasons, the "technically permissible maximum laden mass" stated in the vehicle registration document must not be exceeded under any circumstances. | ** Dimensions in ready-to-drive state as per EU Directive No. 1230/2012: Vehicle with standard equipment according to manufacturer's specifications including driver (75 kg), 90% of filling quantity for fuel, 100% for water as well as gas (aluminium gas bottle 5 kg), without special equipment. | *** The permissible gross train weight must be observed. | **** With 35 H chassis (option). | ***** Not in connection with 180 HP motor. | ***** Excluding DE 560, 570 and Duncan | ***** In the lower position, reclining area can be extended to 1850/1750 x 1880.

| S = Standard feature O = Special feature for surcharge - = Not possible P = Optional package feature | | DUNCAN 495 | DUNCAN 545 | DEXTER 550 | DEXTER 560 4 x 4 | DEXTER 570 4 x 4 | DEXTER 580 | DEXTER 600 | DEXTER 625 | DAVIS 540 TRENDSTYLE | DAVIS 590 TRENDSTYLE | DAVIS 591 TRENDSTYLE | DAVIS 620 TRENDSTYLE | DAVIS 540 LIFESTYLE | DAVIS 590 LIFESTYLE | DAVIS 591 LIFESTYLE | DAVIS 600 LIFESTYLE | DAVIS 630 LIFESTYLE | DAVIS 620 LIFESTYLE | Weight in kg |
|---------------------------------------------------------------------------------------------------------------|---------------------------------------------------------------------------|------------|------------|------------|------------------|------------------|------------|------------|------------|----------------------|----------------------|----------------------|----------------------|---------------------|---------------------|---------------------|---------------------|---------------------|---------------------|--------------|
| ➔ PACKAGES | | | | | | | | | | | | | | | | | | | | |
| KM4523-24 | Driving assistance package | - | - | O | - | - | O | O | O | O | O | O | O | O | O | O | O | O | O | 5 |
| ➔ CHASSIS / ENGINE | | | | | | | | | | | | | | | | | | | | |
| KM2186-24 | Fiat 120 HP motor | - | - | S | - | - | S | S | - | - | - | - | - | S | S | S | S | - | - | 0 |
| KM2181-24 | Fiat 140 HP motor (surcharge compared to 120 HP) | - | - | O | - | - | O | O | S | S | S | S | S | O | O | O | O | S | S | 0 |
| KM2184-24 | 180 HP Fiat motor (surcharge compared to 120 HP) | - | - | - | - | - | O | O | O | - | - | - | - | O | O | O | O | O | O | 20 |
| KM2185-24 | Fiat 180 HP motor (surcharge compared to 140 HP) | - | - | - | - | - | O | O | O | - | - | - | - | O | O | O | O | O | O | 20 |
| KM2173-24 | Ford 130 HP motor | P | P | - | S | S | - | - | - | - | - | - | - | - | - | - | - | - | - | 0 |
| KM2190-24 | Ford 170 HP motor (surcharge compared to 130 HP) | O | O | - | - | - | - | - | - | - | - | - | - | - | - | - | - | - | - | 0 |
| KM2180-24 | Ford 170 HP motor (surcharge compared to 130 HP) | - | - | - | O | O | - | - | - | - | - | - | - | - | - | - | - | - | - | 0 |
| ➔ CHASSIS / BODY | | | | | | | | | | | | | | | | | | | | |
| KM2100-24 | Body 3.2 to | O | S | - | - | - | - | - | - | - | - | - | - | - | - | - | - | - | - | 20 |
| KM2316-24 | Chassis - 35 H | - | - | - | - | - | O | O | O | - | - | - | - | - | O | O | O | O | O | 40 |
| KM2221-24 | 16" black aluminium rims (not in combination with automatic transmission) | - | - | - | - | - | - | - | - | S | S | S | S | - | - | - | - | - | - | 10 |
| KM2224-24 | 16" aluminium rims | - | - | O | O | O | O | O | O | - | - | - | - | O | O | O | O | O | O | 10 |
| KM2371-24 | Fuel tank, 90 litre | - | - | P | - | - | P | P | P | - | - | - | - | P | P | P | P | P | P | 26 |
| KM2714-24 | Automatic air cond. for Fiat | - | - | O | - | - | O | O | O | - | - | - | - | O | O | O | O | O | O | 18 |
| KM5122-24 | Fiat trailer tow hitch | - | - | O | - | - | O | O | O | - | - | - | - | - | - | - | - | - | - | 35 |
| KM5127-24 | Ford trailer tow hitch | - | - | - | O | O | - | - | - | - | - | - | - | - | - | - | - | - | - | 35 |
| KM5128-24 | Ford Custom trailer tow hitch | O | O | - | - | - | - | - | - | - | - | - | - | - | - | - | - | - | - | 35 |
| KM2553-24 | All-season tyres | O | O | - | - | - | - | - | - | - | - | - | - | - | - | - | - | - | - | 0 |
| KM2141-24 | Tyre pressure sensors | O | O | - | - | - | - | - | - | - | - | - | - | - | - | - | - | - | - | 1 |
| ➔ CHASSIS / GEARBOX | | | | | | | | | | | | | | | | | | | | |
| KM2130-24 | 9-gear automatic gearbox | - | - | - | - | - | O | O | O | - | - | - | - | O | O | O | O | O | O | 18 |
| KM2137-24 | Custom Ford automatic transmission | O | O | - | - | - | - | - | - | - | - | - | - | - | - | - | - | - | - | 15 |
| ➔ CHASSIS / PAINTWORK | | | | | | | | | | | | | | | | | | | | |
| KM2410-24 | "White" paintwork | S | S | S | S | S | S | S | S | - | - | - | - | S | S | S | S | S | S | 0 |
| KM2421-24 | "Black" paintwork | - | - | - | O | O | O | O | O | - | - | - | - | O | O | O | S | O | O | 0 |
| KM2407-24 | "Silver" paintwork | - | - | - | O | O | - | - | - | - | - | - | - | - | - | - | - | - | - | 0 |
| KM2426-24 | "Expedition Grey" paintwork | - | - | - | - | - | O | O | O | - | - | - | - | O | O | O | O | O | O | 0 |
| KM2409-24 | "Iron Grey" paintwork | - | - | - | O | O | O | O | O | - | - | - | - | O | O | O | O | O | O | 0 |
| KM2423-24 | "Diffused Silver" paintwork | - | - | - | O | O | - | - | - | - | - | - | - | - | - | - | - | - | - | 0 |
| KM2422-24 | "Chrome Blue" paintwork | - | - | - | O | O | - | - | - | - | - | - | - | - | - | - | - | - | - | 0 |
| KM2414-24 | "Lanzarote Grey" paintwork | - | - | - | - | - | O | O | O | S | S | S | S | O | O | O | O | O | O | 0 |
| KM2431-24 | Ford Custom "Black" paintwork | O | O | - | - | - | - | - | - | - | - | - | - | - | - | - | - | - | - | 0 |
| KM2432-24 | Ford Custom "Silver" paintwork | O | O | - | - | - | - | - | - | - | - | - | - | - | - | - | - | - | - | 0 |

S = Standard feature
O = Special feature for surcharge
- = Not possible
P = Optional package feature

| | | DUNCAN 495 | DUNCAN 545 | DEXTER 550 | DEXTER 560 4 x 4 | DEXTER 570 4 x 4 | DEXTER 580 | DEXTER 600 | DEXTER 625 | DAVIS 540 TRENDSTYLE | DAVIS 590 TRENDSTYLE | DAVIS 591 TRENDSTYLE | DAVIS 620 TRENDSTYLE | DAVIS 540 LIFESTYLE | DAVIS 590 LIFESTYLE | DAVIS 591 LIFESTYLE | DAVIS 600 LIFESTYLE | DAVIS 630 LIFESTYLE | DAVIS 620 LIFESTYLE | Weight in kg |
|-----------|-----------------------------------------|------------|------------|------------|------------------|------------------|------------|------------|------------|----------------------|----------------------|----------------------|----------------------|---------------------|---------------------|---------------------|---------------------|---------------------|---------------------|--------------|
| KM2433-24 | Ford Custom "Iron Grey" paintwork | O | O | - | - | - | - | - | - | - | - | - | - | - | - | - | - | - | - | 0 |
| KM2431-24 | Ford Custom "Diffused Silver" paintwork | O | O | - | - | - | - | - | - | - | - | - | - | - | - | - | - | - | - | 0 |
| KM2427-24 | Ford Custom "Race Red" paintwork | O | O | - | - | - | - | - | - | - | - | - | - | - | - | - | - | - | - | 0 |
| KM2428-24 | Ford Custom "Abyss Blue" paintwork | O | O | - | - | - | - | - | - | - | - | - | - | - | - | - | - | - | - | 0 |
| KM2429-24 | Ford Custom "Azure Blue" paintwork | O | O | - | - | - | - | - | - | - | - | - | - | - | - | - | - | - | - | 0 |
| KM2430-24 | Ford Custom "Orange Glow" paintwork | O | O | - | - | - | - | - | - | - | - | - | - | - | - | - | - | - | - | 0 |

CHASSIS / ASSISTANCE SYSTEMS

| | | | | | | | | | | | | | | | | | | | | |
|-----------|---------------------------------------|---|---|---|---|---|---|---|---|---|---|---|---|---|---|---|---|---|---|---|
| KM2592-24 | Parking assistance (reversing sensor) | P | P | O | - | - | O | O | O | - | - | - | - | - | - | - | - | - | - | 1 |
|-----------|---------------------------------------|---|---|---|---|---|---|---|---|---|---|---|---|---|---|---|---|---|---|---|

CHASSIS / BODY

| | | | | | | | | | | | | | | | | | | | | |
|-----------|-----------|---|---|---|---|---|---|---|---|---|---|---|---|---|---|---|---|---|---|----|
| KM2551-24 | Fog light | P | P | - | P | P | - | - | - | - | - | - | - | - | - | - | - | - | - | 10 |
|-----------|-----------|---|---|---|---|---|---|---|---|---|---|---|---|---|---|---|---|---|---|----|

CHASSIS / VEHICLE FEATURES

| | | | | | | | | | | | | | | | | | | | | |
|-----------|-------------------------------------------|---|---|---|---|---|---|---|---|---|---|---|---|---|---|---|---|---|---|---|
| KM2560-24 | Electrical retraction of exterior mirrors | P | P | - | - | - | - | - | - | - | - | - | - | - | - | - | - | - | - | 0 |
|-----------|-------------------------------------------|---|---|---|---|---|---|---|---|---|---|---|---|---|---|---|---|---|---|---|

ROOF & WINDOWS

| | | | | | | | | | | | | | | | | | | | | |
|-----------|-------------------------------------------------|---|---|---|---|---|---|---|---|---|---|---|---|---|---|---|---|---|---|-----|
| KM5520-24 | Skyroof Dexter | - | - | - | - | - | S | S | S | - | - | - | - | - | - | - | - | - | - | 20 |
| KM5521-24 | Skyroof Davis | - | - | - | - | - | - | - | - | - | - | - | 0 | 0 | 0 | 0 | 0 | 0 | 0 | 20 |
| KM5324-24 | Adjustable roof, black, with integrated Skyroof | - | - | - | - | - | - | - | - | - | - | - | 0 | 0 | 0 | 0 | 0 | 0 | 0 | 120 |

INTERIOR GENERAL

| | | | | | | | | | | | | | | | | | | | | |
|-----------|--------------------------------------|---|---|---|---|---|---|---|---|---|---|---|---|---|---|---|---|---|---|----|
| KMXXXX-24 | "Triest" upholstery fabric | S | S | - | - | - | - | - | - | - | - | - | - | - | - | - | - | - | - | 0 |
| KM6001-24 | "Capri" upholstery fabric | - | - | S | S | S | S | S | S | - | - | - | - | - | - | - | - | - | - | 0 |
| KM6004-24 | "Savona" upholstery fabric | - | - | - | - | - | - | - | - | S | S | S | S | S | S | S | S | S | S | 0 |
| KM6005-24 | "Noli" upholstery fabric | - | - | - | - | - | - | - | - | - | - | - | 0 | 0 | 0 | 0 | 0 | 0 | 0 | 0 |
| KM6155-24 | "Palermo" upholstery fabric | - | - | O | O | O | O | O | O | - | - | - | - | - | - | - | - | - | - | 0 |
| KM3680-24 | Dimming system for Fiat driver's cab | - | - | P | - | - | P | P | P | S | S | S | S | P | P | P | P | P | P | 7 |
| KM3682-24 | Dimming system for Ford driver's cab | S | S | - | P | P | - | - | - | - | - | - | - | - | - | - | - | - | - | 7 |
| KM5576-24 | Mosquito screen for body door | - | - | P | P | P | P | P | P | S | S | S | S | P | P | P | P | P | P | 5 |
| KM6220-24 | Additional bed for 1 person | - | - | - | - | - | - | - | - | - | - | - | - | 0 | 0 | 0 | 0 | 0 | 0 | 15 |
| KM7258-24 | 138 L refrigerator | - | - | - | - | - | - | - | - | - | - | - | - | 0 | - | - | - | - | - | |

S = Standard feature
O = Special feature for surcharge
- = Not possible
P = Optional package feature

| | DUNCAN 495 | DUNCAN 545 | DEXTER 550 | DEXTER 560 4 x 4 | DEXTER 570 4 x 4 | DEXTER 580 | DEXTER 600 | DEXTER 625 | DAVIS 540 TRENDSTYLE | DAVIS 590 TRENDSTYLE | DAVIS 591 TRENDSTYLE | DAVIS 620 TRENDSTYLE | DAVIS 540 LIFESTYLE | DAVIS 590 LIFESTYLE | DAVIS 591 LIFESTYLE | DAVIS 600 LIFESTYLE | DAVIS 630 LIFESTYLE | DAVIS 620 LIFESTYLE | Weight in kg |
|--|------------|------------|------------|------------------|------------------|------------|------------|------------|----------------------|----------------------|----------------------|----------------------|---------------------|---------------------|---------------------|---------------------|---------------------|---------------------|--------------|
|--|------------|------------|------------|------------------|------------------|------------|------------|------------|----------------------|----------------------|----------------------|----------------------|---------------------|---------------------|---------------------|---------------------|---------------------|---------------------|--------------|

MULTIMEDIA

| | | | | | | | | | | | | | | | | | | | |
|-----------|-------------------------------------------------------|---|---|---|---|---|---|---|---|---|---|---|---|---|---|---|---|---|---|
| KM3315-24 | Rear-view camera with display in the rear-view mirror | - | - | P | P | P | S | S | S | S | S | S | - | - | - | - | - | - | 2 |
|-----------|-------------------------------------------------------|---|---|---|---|---|---|---|---|---|---|---|---|---|---|---|---|---|---|

SUPPLY TECHNOLOGY

| | | | | | | | | | | | | | | | | | | | |
|-----------|--------------------------------------------|---|---|---|---|---|---|---|---|---|---|---|---|---|---|---|---|---|----|
| KM7220-24 | 2kW diesel heating | O | - | - | - | - | - | - | - | - | - | - | - | - | - | - | - | - | 15 |
| KM7225-24 | 4kW diesel heating | - | S | S | P | P | S | S | S | S | S | S | S | S | S | S | S | S | 0 |
| KM7226-24 | Combi C 6 E heating (SC D 4) | - | - | - | O | O | - | - | - | O | O | O | O | O | O | O | O | O | 1 |
| KM7227-24 | Combi D 6 E heating (SC D 4) | - | - | O | O | O | O | O | O | O | O | O | O | O | O | O | O | O | 1 |
| KM2759-24 | Seat heating for driver and passenger seat | P | P | - | - | - | - | - | - | - | - | - | - | - | - | - | - | - | 2 |

ACCESSORIES EXTERIOR

| | | | | | | | | | | | | | | | | | | | |
|-----------|----------------------------------------|---|---|---|---|---|---|---|---|---|---|---|---|---|---|---|---|---|-----|
| KM5147-24 | Bike carrier for 2 bikes | - | - | O | O | O | O | O | - | - | - | - | - | - | - | - | - | - | 7 |
| KM5148-24 | Bike carrier for 2 bikes (Duncan) | O | O | - | - | - | - | - | - | - | - | - | - | - | - | - | - | - | 7 |
| KM5246-24 | 2.3 m awning | O | O | - | - | - | - | - | - | - | - | - | - | - | - | - | - | - | 20 |
| KM5241-24 | 3.1 m awning | - | - | O | - | - | - | - | S | - | - | - | O | - | - | - | - | - | 27 |
| KM5240-24 | 3.7 m awning | - | - | - | - | - | O | O | - | S | S | - | - | O | O | - | - | - | 30 |
| KM5243-24 | 4 m awning | - | - | - | - | - | - | - | - | - | - | S | - | - | - | - | O | O | 36 |
| KM5245-24 | 3 m awning | - | - | - | O | O | - | - | - | - | - | - | - | - | - | - | - | - | 26 |
| KM5230-24 | Solar power system | - | - | O | O | O | O | O | - | - | - | - | O | O | O | O | O | O | 11 |
| KM7626-24 | WC portaloo | O | O | - | - | - | - | - | - | - | - | - | - | - | - | - | - | - | 5 |
| KM2599-24 | 12 V/220 V transformer (600 W) | O | O | - | - | - | - | - | - | - | - | - | - | - | - | - | - | - | 0.5 |
| KM2822-24 | Bullbars | - | - | - | O | O | - | - | - | - | - | - | - | - | - | - | - | - | 0.5 |
| KM5231-24 | Solar power system for adjustable roof | - | - | - | - | - | - | - | - | - | - | - | O | O | O | O | O | O | 7 |

DELIVERY (MANDATORY)

| | | | | | | | | | | | | | | | | | | | |
|------|-------------------------------------------------------------------------------------------|---|---|---|---|---|---|---|---|---|---|---|---|---|---|---|---|---|---|
| 9009 | Gas safety certificate, COC documents or vehicle paperwork, TÜV approval and pre-carriage | O | O | O | O | O | O | O | O | O | O | O | O | O | O | O | O | O | 0 |
| A801 | Transfer costs | O | O | O | O | O | O | O | O | O | O | O | O | O | O | O | O | O | 0 |

**KARMANN**

GENERAL INFORMATION REGARDING WEIGHT IN MOTORHOMES

- Special features (additional features) increase the weight in the vehicle's ready-to-drive state and reduce the cargo capacity. The weight of the additional equipment is detailed in our brochure information or your dealer / seller can tell you.
- The maximum number of persons permitted depends on the weight and axle load. It can be reduced if special features (= special equipment / additional equipment) and accessories are installed, so in the interests of cargo loading capacity certain seats cannot be used. If all seats are to be used, some cargo capacity may need to be foregone. The technically permissible overall weight and axle loads must not be exceeded.
- The cargo loading capacity is reduced if special features (= special equipment / additional equipment) and accessories are installed. The cargo loading capacity is also not only dependent on the weight in the vehicle's ready-to-drive state, the actual vehicle weight, the weight of the accessories and the technical permissible overall weight, but also on the respective axle loads. In order to use the maximum possible cargo capacity based on the vehicle's technology, suitable, axle load-dependent weight distribution is required.

Installing additional parts, such as roof boxes, motorcycle racks, air conditioning equipment, awnings, bicycle racks, in the vehicle equipped with a living area may change the vehicle's dimensions and properties. The vehicle's unladen weight will also increase after special features have been installed. Please also

note the permitted axle loads and storage capacity for cargo. When combining several accessory components on the vehicle roof, the total load capacity and the available space must be taken into account.

Eura Mobil GmbH accepts no liability for any negative effects that may occur as a result of installing such additional equipment in the vehicle, unless they are ORIGINAL KARMANN-MOBIL PARTS and are installed or attached in accordance with the KARMANN-MOBIL GUIDELINES.

All of the information in this brochure relates to the products listed herein and does not apply to any other products of Eura Mobil GmbH. The models illustrated in this brochure show the features available in Germany. They may also contain special features and accessories that are not included with the standard scope of delivery. All weights quoted are values with a fluctuation limit of +/- 5 per cent. Due to legal regulations, differences from the model variations described here and equipment featured may be necessary in certain countries. Latest update: In light of the current supply chain problems, the brochure also shows some models from the 2023 season that may differ in terms of their feature details from the 2024 season models. Please ask your Karmann Mobil dealer about the exact scope and range available of model-specific and model-neutral features. Subject to errors and changes in design, equipment and special features. The publication of this brochure renders all previous catalogues invalid.

Unless otherwise regulated, weight in ready-to-drive state as per Article 2 (4a) Regulation (EU) 1230/2012 is defined as:

Vehicle's dimension with standard equipment according to manufacturer specifications (incl. vehicle tool kit)

- + fuel tank filled to 90%
 - + 75 kg (weight of the driver)
 - + fluid gas bottle (filling capacity of 5 kg) made of aluminium filled to 100%
 - + fresh water tank filled to 100%
 - + 230 V charging cable for superstructure battery
- = weight in ready-to-drive state

The technically permissible overall weight according to Article 2 (7) Regulation (EU) 1230/2012 is defined as: The vehicle's maximum weight when loaded as provided by the manufacturer.

Pursuant to the information provided in the catalogue, the maximum cargo loading capacity is defined as: Technically permissible overall weight - weight in ready-to-drive state = maximum cargo loading capacity

Last updated: August 2023
Technical specifications and features 2023 / 2024

Eura Mobil GmbH

Kreuznacher Straße 78 • D-55576 Sprendlingen • Telefon +49 (0) 6701-203 800 • Fax+49 (0) 6701-203 869
www.karmann-mobil.de