

The Colorado.



The Colorado.

The Design

Simply Fascinating

Is it too much to say that we make one of the most beautiful mobile homes currently available on the market?

To reduce a mobile home to simple functionality is not the philosophy of Karmann-Mobil. Instead, it has always been our aim to combine functionality and design into a perfect whole.

We have based the development of our new Colorado on aerodynamic sports car design. Dynamic lines and exciting curves define the silhouette of the


alcove and part-integrated models instead of the usual straight lines. The slight upwards slope of the roofline takes and holds the onlooker's eye. The characteristic alcove has flatter lines - difficult to imagine that despite its daring design, it offers more space than almost any other vehicle in its class. And the roof contour of the TI models, based on a wedge, proves that integral campers do not have a monopoly on aerodynamics.

Convex side walls of glass-fibre reinforced plastic not only emphasise the exciting overall shape of the Colorado, they also add much-needed centimetres, for example for a wider double bed at the rear.

The strong dynamics of the outer contours are reflected in the interior. Two-tone wood with aluminium-look profiles give a feel which is cosy, yet fresh and up to the minute. Extravagant, S-shaped convex cupboard flaps, generous work surfaces and cupboards, high-quality accessories and imaginative details - it all looks like a

mobile home for travellers who expect a rather special standard.

If you care about how you live, it stands to reason that you care about how you travel. Take a look at the Colorado - experience the thrill of a dream home on wheels!



The Technology

Konstruktion mit Konzept

The exciting design of the Colorado conceals extremely advanced technology which offers superb functionality and utility - for example light weight combined with an extremely high degree of stability.

Starting with the eight centimetre high floor compartment for technical

equipment through to the roof shell, our developers and designers have found a body concept which combines optimum quality with an extremely long lifetime. The entire body consists of glass-fibre-reinforced sandwich panels linked with aluminium profiles. Even the underside of the rotproof floor of hard polystyrene foam

sheeting is covered with glass-fibre-reinforced plastic.

The on-board technology is accommodated in the floor compartment. Charger and fuses are as easy to access as the waste water tank or the fresh water pump. As the heating air is distributed throughout the floor space,

there's no need to worry about cold feet or frozen pipes even in harsh winters. In addition, the floor construction helps to keep the vehicle centre of gravity low.



① Function flap at the rear

② Floor hatches offer access to fuses and charger

③ Everything under control: the on-board control system helps to maintain an overview of all the important functions in your Colorado.

④ Cross-section through the aluminium profile. This is where roof and side walls meet.



Das Fahrgestell

Relaxing drive - exciting experience

We make it easy for you to start your holiday: a lowered step invites you into the driver's cab, while ergonomic seats with central armrests can easily be moved from front-to-back and are also variable in height. The steering column is adjustable as regards length and reach and the precise joystick gearchange near to the steering wheel means that everything is to hand and under control.

With driver and passenger airbags supplied as standard, antilock brakes (ABS), electronic differential lock (EDS) and traction control (ASR), the Colorado offers a complete safety package that you can really rely on. In addition, the engine drag torque control (MSR) prevents the drive wheels from breaking free on slippery surfaces when the foot is taken quickly off the accelerator.

Power windows and electrically adjustable exterior mirrors - also supplied as standard - make for even greater ease of handling and increased convenience.



The right engine for every temperament.

1,9 l Diesel TDI® with 77 kW and 5-speed manual gearbox
2,5 l Diesel TDI® with 96 kW and 6-speed manual gearbox

Naturally all diesel engines are suitable for RME (Rapeseed Methyl Ether = Biodiesel) according to E DIN 51 606

Dynamic ride comfort The Colorado suspension

The chassis is to a large extent responsible for the ride comfort of a mobile home. The Colorado chassis also lowers the centre of gravity and results in a more stable ride, which is particularly evident on bends and in side winds.

The wide-tread design of the chassis especially created for the Colorado means perfect poise and superb road holding.

As a whole, this low-frame chassis is a

perfectly adapted combination of high-quality components, which not only make travelling in your Colorado safer, but also more comfortable. The single-wheel suspension system and trailing-arm suspension with torsion bar are not only invaluable when negotiating bumpy holiday roads: reduced suspension and body vibration increase ride comfort and stability. While conventional shock absorbers are often only fully effective in the middle weight range, the Colorado makes use of shock

absorbers which are especially calculated for the weight of a mobile home. The result: even when fully laden, drive and roadholding characteristics are superb.



The alcove models



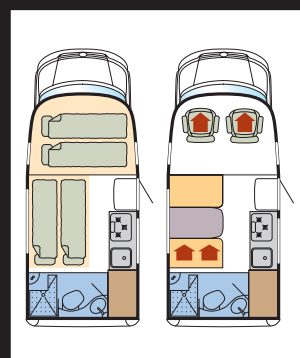
Up and away

People who buy Karmann demand extremely high standards - and this also applies to holiday travel. Because we know this, the alcove series is available in three superbly-designed versions with different layouts - from the compact Colorado 550 with a

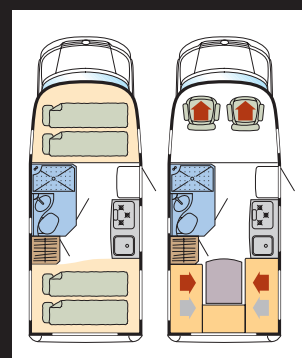
length of 5.68 metres up to the 6.75 metre long Colorado 660 with double bed or semi-circular seating at the rear.



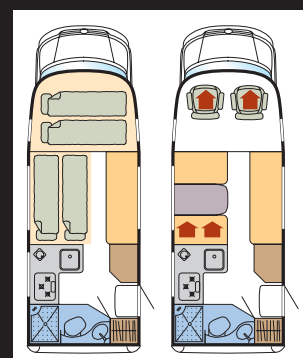
CARAVANING
DESIGN AWARD 2004
INNOVATIONS
FOR NEW MOBILITY



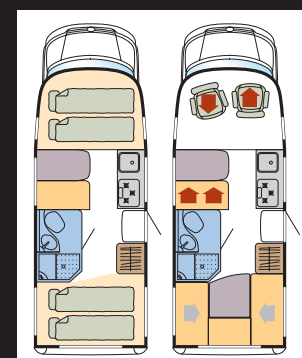
Colorado 550



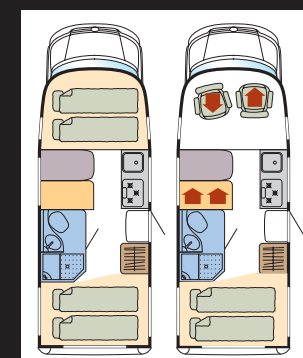
Colorado 600



Colorado 650



Colorado 660



Colorado 660 mit festem Heckbett



➡ Haltegurte serienmäßig

➡ Haltegurte als Option

The alcove models

A new design for your holiday


Whether you decide for the Colorado 600 with traditional seating at the rear or one of the models with side seating, you are sure to feel quite at home. Insistence on the combination of functionality with high-quality design and fine attention to detail define the interior of the Colorado. Two-tone furniture in "Welsh pearwood" and "Vermont maple" contrasts effectively with the aluminium profiles of the cupboards and emphasises the feeling

of space and a certain sophistication. A large number of well-positioned light sources set the mood for holiday evenings you will never forget.

- ① The seating area of the Colorado 600. The upholstery - here in the new "Yellowstone" design harmonises perfectly with the cupboards in "Welsh pearwood".
- ② Compact but surprisingly spacious: The Colorado 550
- ③ Bedtime story: the reading lamp in the alcove swivels in all directions.
- ④ Yellowstone upholstery

Übersetzung???

Punkt 4



The alcove models

New living standards

If you want to set the highest standards in design and functionality, you can't make any compromises with material and workmanship. This is why the entire body of the Colorado consists of glass-fibre reinforced sandwich walls, which do not give and damp the chance to penetrate, even if the surface is damaged. You will also have many years of pleasure from the furniture surfaces and upholstery, for all Colorados are characterised by easy-care, hard-wearing components.

The design layouts of the Colorado alcove models are very much based on the number of passengers. Four comfortable seats are provided in all the models. The sizes of the seating groups vary, however: while the 660 offers two comfortable arrangements - at the rear and in the half-dinette, the circular seating of the Colorado 650 means you can host parties for several people.

① The side seating group of the Colorado 650.

② The corner kitchen of the Colorado 650

③ The alcove offers a sleeping area of 2.000 x 1.350 mm. The hinged floor makes for easy access to the driver's cab.



The TI range

Dare to be different

The new star amongst partly-integrated mobile homes: the Colorado TI impresses with the dynamic curves of its roofline. The original bodyshape is slightly

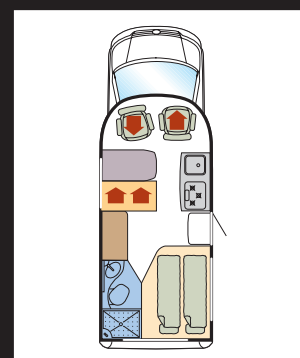
futuristic - a mobile home and travel partner to invite you into an adventurous, active lifestyle.



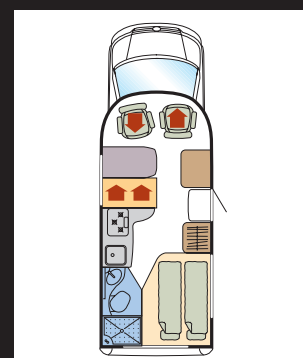
???

➔ Haltegarde serienmäßig

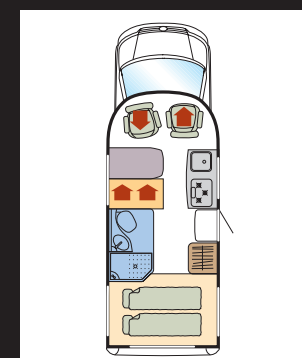
➔ Haltegarde als Option



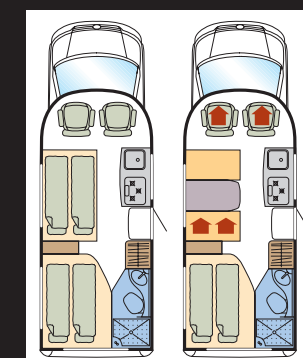
Colorado 625 TI



Colorado 655 TI



Colorado 665 TI



Colorado 675 TI

The TI range

Your new holiday outfit

Mobile home holidays become adventure holidays in the Colorado TI. Even if there are only two of you, you will really appreciate the space on

offer. Part-integrated Colorado models leave nothing to be desired. Whether it's the generous corner kitchen of the 655 TI or the spacious seating

arrangements of the 675 TI, you decide what's important for your own individual living and travelling requirements.

- ① The interior of the Colorado 675 TI. With a total length of around 680 cm it offers the most space of all the Colorado family.
- ② Practical and extremely chic - also for the beach and shopping. The bags in the roof of the Colorado TI not only offer storage space for small items, they can be easily detached for use outside.
- ③ Antaro ist eine weitere Polstervariante, in der Ihr Colorado TI lieferbar ist.

Übersetzung???
Punkt 3



The TI range

Excitingly different.

Design for its own sake is not for us. This is why our developers and designers invariably observe the principle that unusual design should also be both functional and useful. For example, the convex shape of the side walls supplies the extra five

centimetres needed to build in a comfortable double bed across the back.

In all models with a half-dinette, such as here the Colorado 665 TI, rotatable driver's and passenger seats complete

the seating area. A fixed bed is a fixed feature in all Colorado TI models. Two additional sleeping spaces can be created in the 675 TI by converting the seating group.



- ① Bei allen Modellen mit Halbdinette, wie hier beim Colorado 665 TI, ergänzen drehbare Fahrer- und Beifahrersitze die Sitzgruppe.
- ② Ein festes Heckbett ist in allen Colorado TI selbstverständlich. Im Colorado 675 TI schaffen Sie durch den Umbau der Sitzgruppe zwei zusätzliche Schlafplätze.
- ③ Der Technikboden – Raum für Versorgungsleitungen und Isolation gegen Bodenkälte im Winters

Übersetzung


Bathroom and kitchen

Top in allen Wohnbereichen

In the bathroom and kitchen too, our designers have not simply gone for the usual solutions. Sterile white fittings give way to elegant anthracite and the warm wood tones of the furniture. Transparent acrylic gives the finishing touches. And where function is concerned the Colorado bathrooms show what intelligent room planning

can do: there is room for a separate spacious shower even in the smallest Colorado.

- ① A large stainless steel sink and three-ring stove invite you to enjoy your cooking. The Colorado 650 has an L-shaped kitchen with additional storage space. (Abb. Colorado 650)
- ② More to see: the pull-out bottle store is a real eyecatcher in every Colorado kitchen.
- ③ Everything you need for cooking: glass covers on the stainless steel sink and three-ring hob create additional working surface.
- ④ Standard equipment in the Colorado: all models in the range have a separate shower..



Manufacturing quality

Träume werden Wirklichkeit.

Karmann mobile homes are no longer designed at the drawing board, but at state of the art CAD terminals. Specifications from the designers and developers are translated into innumerable 3-D drawings before the vehicle finally takes shape.




Prototypes are tested time and time again until they are approved as ready for production. This ensures that the

materials of which the components are made offer the best possible design and function characteristics.

A modern roof construction spans the production facilities of all Karmann mobile homes: production and storage covering an area of 6.000 m² over two stories facilitates a production process with short distances between the individual workstations.

With the help of the most modern production logistics, but above all with the commitment and know-how of the workforce at Karmann-Mobil, a chassis is turned within a few days into a mobile home of innovative design and optimum build and finish quality - the Karmann-Mobil.

- ① Each individual component is first designed and optimised at the computer.
- ② The foundation of your mobile home: the rot-proof floorpan is mounted on the chassis.
- ③ The most important items of furniture are installed before the side walls are added.
- ④ Precision and care are needed here: assembly of the shell ends when the roof is mounted.

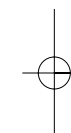
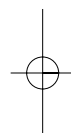




KARMANN-MOBIL Vertriebs GmbH
Kreuznacher Straße 78
D-55576 Sprendlingen

Phone: ++49 (0) 6701 – 203 800
Fax: ++49 (0) 6701 – 203 869

www.karmann-mobil.de



.....

To protect the environment, we use only chlorine-free paper.
Subject to errors and technical alterations.
August 2003

Printed in Germany